

**PART I CRIMES (ACTUAL OFFENSES)
DECEMBER 2013**

	DECEMBER		Percent Change	Year to Date		Percent Change
	2012	2013		2012	2013	
Homicide	0	0	0	3	4	33%
Rape	1	0	-100%	33	33	0%
Robbery	10	6	-40%	83	85	2%
Aggravated Assault	22	26	18%	313	284	-9%
Burglary	45	45	0%	527	552	5%
Larceny	193	160	-17%	2792	2384	-15%
Auto Theft	22	15	-32%	264	228	-14%
Arson	1	1	0%	21	20	-5%
Totals:	294	253	-14%	4036	3590	-11%

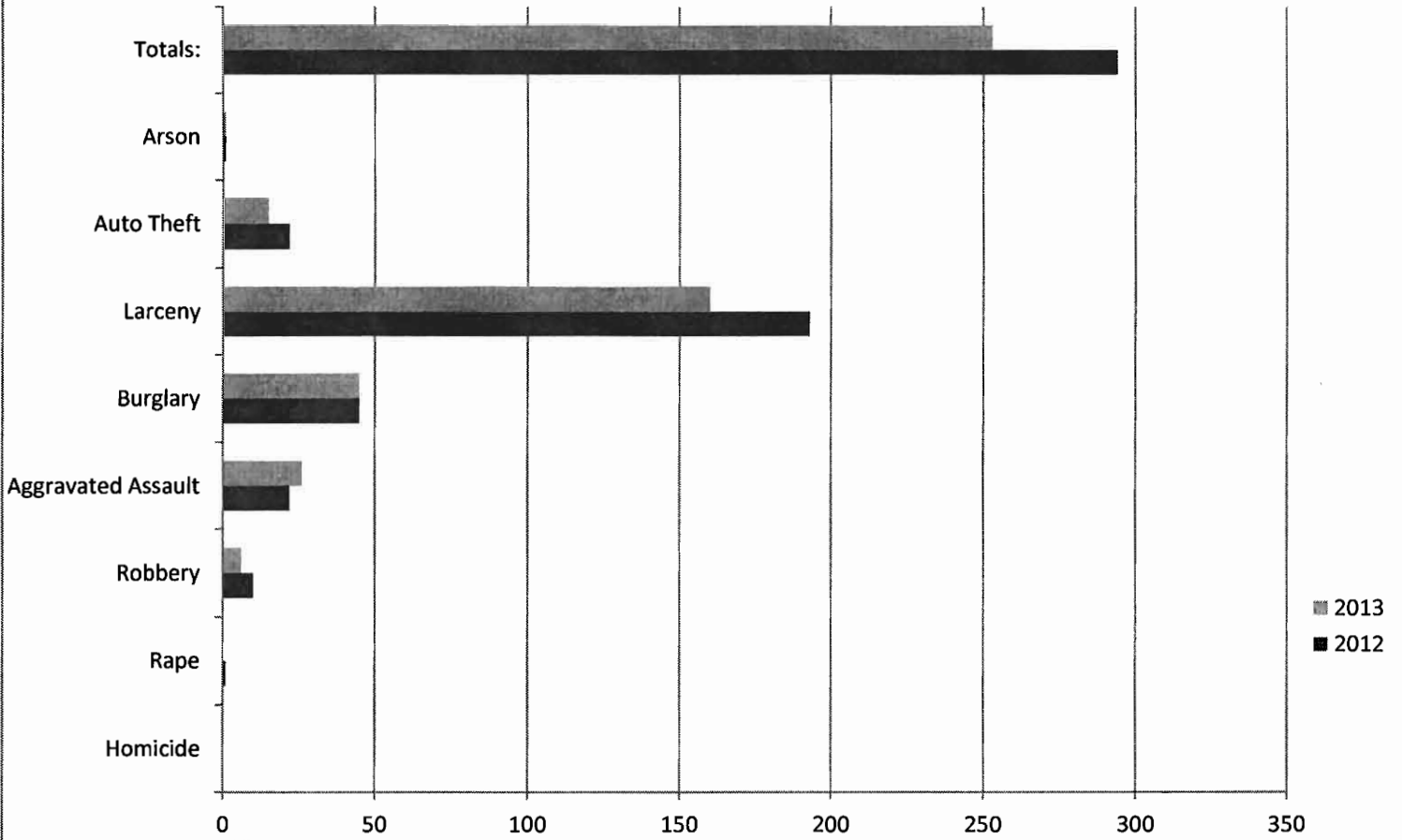
PART I CRIMES - TWO YEAR COMPARISON

	JAN 12	JAN 13	FEB 12	FEB 13	MAR 12	MAR 13	APR 12	APR 13	MAY 12	MAY 13	JUN 12	JUN 13
Homicide	0	0	0	3	0	0	0	0	1	0	0	0
Forcible Rape	2	2	5	0	2	4	0	6	3	4	5	1
Robbery	6	9	6	8	8	7	7	5	4	7	4	3
Aggravated Assault	25	31	31	18	20	31	24	23	38	27	34	21
Burglary	50	56	32	51	41	51	35	31	46	74	59	55
Larceny	280	183	181	161	185	190	204	174	237	220	272	205
Auto Theft	10	23	19	27	13	27	12	26	29	15	29	12
Arson	2	2	2	0	0	2	0	0	4	1	0	4
TOTALS:	375	306	276	268	269	312	282	265	362	348	403	301

	JUL 12	JUL 13	AUG 12	AUG 13	SEP 12	SEP 13	OCT 12	OCT 13	NOV 12	NOV 13	DEC 12	DEC 13
Homicide	0	0	1	1	0	0	0	0	1	0	0	0
Forcible Rape	5	3	4	3	0	2	3	1	3	7	1	0
Robbery	10	8	10	6	4	6	8	13	6	7	10	6
Assault	28	28	26	22	26	19	23	16	16	22	22	26
Burglary	67	45	48	40	34	35	32	40	38	29	45	45
Larceny	288	194	273	247	249	241	184	230	246	179	193	160
Auto Theft	26	21	33	14	25	17	22	18	24	13	22	15
Arson	1	1	2	1	3	3	5	1	1	4	1	1
TOTALS:	425	300	397	334	341	323	277	319	335	261	294	253

YEAR TO DATE TOTALS ARE NOT FINALIZED UNTIL THE END OF THE CALENDAR YEAR

PART I CRIMES COMPARISON CHART DECEMBER 2012 - DECEMBER 2013



	Homicide	Rape	Robbery	Aggravated Assault	Burglary	Larceny	Auto Theft	Arson	Totals:
■ 2013	0	0	6	26	45	160	15	1	253
■ 2012	0	1	10	22	45	193	22	1	294

MONTHLY REPORT OF OFFENSES KNOWN TO THE POLICE:

RETURN A

This report is authorized by law Title 28, Section 534, U.S. Code. While you are not required to report, your cooperation in forwarding this report by the seventh day after the close of the month to Uniform Crime Reports, Federal Bureau of Investigation, Washington, D.C. 20535, will assist in compiling comprehensive, accurate national crime figures on a timely basis.

1 Classification of Offenses	2 Offenses Reported or Known to Police	3 Unfounded, i.e., False or Baseless Complaints	4 Number of Actual	5 Total Offenses Cleared by Arrest or Exceptional Means	6 Number of Clearances Involving Only Persons Under
1. CRIMINAL HOMICIDE					
a. Murder and Non-negligent Homicide	11				
b. Manslaughter by Negligence	12				
2. FORCIBLE RAPE TOTAL	20				
a. Rape by Force	21				
b. Attempts to Commit Forcible Rape	22				
3. ROBBERY TOTAL	30	6	6	3	
a. Firearm	31	3	3	3	
b. Knife or Cutting Instrument	32	3	3		
c. Other Dangerous Weapon	33				
d. Strong-Arm (Hands, Fists, Feet, etc.)	34				
4. ASSAULT TOTAL	40	56	56	30	
a. Firearm	41	1	1	1	
b. Knife or Cutting Instrument	42				
c. Other Dangerous Weapon	43	8	8	5	
d. Strong-Arm (Hands, Fists, Feet, etc.)	44	17	17	10	
e. Other Assaults - Simple	45	30	30	14	
5. BURGLARY TOTAL	50	45	45	8	
a. Forcible Entry	51	11	11		
b. Unlawful Entry - No Force	52	32	32	8	
c. Attempted Forcible Entry	53	2	2		
6. LARCENY - THEFT TOTAL	60	160	160	33	
7. MOTOR VEHICLE THEFT TOTAL	70	15	15	1	
a. Autos	71	11	11		
b. Trucks and Buses	72				
c. Other Vehicles	73	4	4	1	
GRAND TOTAL	77	282	282	75	


Checking any of the appropriate blocks below will eliminate your need to submit reports when the values are zero.

- | | |
|--|---|
| <input checked="" type="checkbox"/> No Supplementary Homicide Report Submitted. | <input type="checkbox"/> No Persons Under 18 Arrested. |
| <input type="checkbox"/> No Supplement to Return A Submitted. | <input type="checkbox"/> No Persons 18 or Over Arrested. |
| <input checked="" type="checkbox"/> No Law Enforcement Officers Killed or Assaulted. | <input type="checkbox"/> No Arson Offenses Occurred. |
| <input type="checkbox"/> No Violent Crimes Against Seniors. | <input type="checkbox"/> No Domestic Violence-Related Calls. |
| <input type="checkbox"/> No Hate Crimes. | <input checked="" type="checkbox"/> No Anti-Reproduction Rights Crimes. |

SANTA CRUZ PD
155 CENTER ST
SANTA CRUZ, CA 95060
 Agency and State

CA0440200
 Agency ID
56,000
 Population

Month and Year of Report: **12/13**


 Signature Date **11/7/14**
Jacqui Drechsler *Records Supervisor*
 Report Prepared by Title
Kevin Vogel
 Chief

**MONTHLY REPORT OF OFFENSES KNOWN TO THE POLICE:
SUPPLEMENT TO RETURN A**

PROPERTY STOLEN BY CLASSIFICATION

CLASSIFICATION		ACTUAL OFFENSES (Column 4, Return A)	VALUE OF PROPERTY STOLEN
1. Murder/Nonnegligent Manslaughter	12		
2. Forcible Rape (Total)	20		
3. Robbery			
(a) Highway (Streets, Alleys, etc.)	31	1	\$258
(b) Commercial House (Except c, d, f)	32		
(c) Gas or Service Station	33		
(d) Convenience Store	34		
(e) Residence (Anywhere on the Premises)	35	1	
(f) Bank	36	1	
(g) Miscellaneous	37	3	\$7,410
TOTAL ROBBERY	30	6	\$7,668
4. Assault (Not Applicable)			
5. Burglary - Breaking or Entering			
(a) Residence (Dwelling)			
(1) Night (6 P.M. - 6 A.M.)	51	9	\$15,325
(2) Day (6 A.M. - 6 P.M.)	52	5	\$4,140
(3) Unknown	53	6	\$9,804
(b) Non-Residence (Store, Office, etc.)			
(1) Night (6 P.M. - 6 A.M.)	54	14	\$4,569
(2) Day (6 A.M. - 6 P.M.)	55	7	\$6,503
(3) Unknown	56	4	\$5,800
TOTAL BURGLARY	50	45	\$46,141
6. Larceny - Theft (Except Motor Vehicle Theft)			
(a) Over \$400	64	55	\$79,957
(b) \$200 to \$400	61	25	\$7,135
(c) \$50 to \$199	62	33	\$3,666
(d) Under \$50	63	47	\$629
TOTAL LARCENY (Same as Item 6X)	60	160	\$91,387
7. Motor Vehicle Theft (Include Alleged Joy Ride)	70	15	\$67,760
GRAND TOTAL - All Items	77		\$212,956
Additional Analysis of Larceny and Motor Vehicle Theft			
6X. Nature of Larcenies Under Item 6			
(a) Pocket-Picking	81	2	\$165
(b) Purse-Snatching	82		
(c) Shoplifting	83	32	\$1,891
(d) From Motor Vehicles (Except e)	84	53	\$44,339
(e) Motor Vehicle Parts and Accessories	85	7	\$760
(f) Bicycles	86	28	\$17,585
(g) From Buildings (Except c and h)	87	7	\$6,668
(h) From Any Coin-Operated Machine (Parking Meters, etc.)	88		
(i) All Other	89	31	\$19,979
TOTAL LARCENIES (Same as Item 6)	80	160	\$91,387
7X. Motor Vehicles Recovered			
(a) Stolen Locally and Recovered Locally	91	9	
(b) Stolen Locally and Recovered by Other Jurisdictions	92	1	
(c) Total Locally Stolen Motor Vehicles Recovered	90	10	
(d) Stolen Out of Town, Recovered Locally	93		

**MONTHLY REPORT OF OFFENSES KNOWN TO THE
POLICE:**


PROPERTY BY TYPE AND VALUE

Type of Property		Value of Property Stolen and Recovered In Your Jurisdiction	
		Stolen	Recovered
(A) Currency, Notes, etc.	01	\$4,461	\$240
(B) Jewelry and Precious Metals	02	\$15,728	
(C) Clothing and Furs	03	\$8,450	\$532
(D) Locally Stolen Motor Vehicles	04	\$66,700	\$57,500
(E) Office Equipment	05	\$20,570	\$1,550
(F) Televisions, Radios, Stereos, etc.	06	\$16,721	\$121
(G) Firearms	07		
(H) Household Goods	08		
(I) Consumable Goods	09	\$3,122	\$921
(J) Livestock	10		
(K) Miscellaneous	11	\$77,204	\$5,485
TOTAL	00	\$212,956	\$66,349

NOTE: Total of column (2) should agree with grand total (DATA ENTRY 77) shown on page 2. In column (3) include all property recovered even though stolen in prior months. The above is an accounting for only that property stolen in your jurisdiction. This will include property recovered for you by other jurisdictions but not property you recover for them.

SANTA CRUZ PD
155 CENTER ST
SANTA CRUZ, CA 95060
 Agency and State
CA0440200
 Agency ID
56,000
 Population

Month and Year of Report: **12/13**

Signature  Date **1/7/14**
Jacquie Drechsler *Records Supervisor*
 Report Prepared by Title
Kevin Vogel
 Chief


MONTHLY REPORT OF OFFENSES KNOWN TO THE POLICE:

ARSON OFFENSES

This report is authorized by law Title 28, Section 534, United States Code, and the enactment of the fiscal year 1979, Department of Justice Authorization Bill S. 3151. While you are not required to respond, your cooperation in using this form to report all incidents of arson which become known to your department during the month will assist the FBI in compiling comprehensive, accurate data on

1	2	3	4	5	6	7	8
Property Classification	Offenses reported or known to police	Unfounded, i.e., false or baseless complaints	Number of actual offenses	Total offenses cleared by arrest or exceptional means	Number of clearances involving only persons under 18 years of age	Offenses where structures uninhabited, abandoned, or not normally in use	Estimated value of property damage
A. Single Occupancy Residential: Houses, Townhouses,							
B. Other Residential: Apartments, Tenements, Flats, Hotels, Motels, Inns, Dormitories, Boarding Houses, etc.							
C. Storage: Barns, Garages, Warehouses, etc.							
D. Industrial/Manufacturing							
E. Other Commercial: Stores, Restaurants, Offices, etc.							
F. Community/Public: Churches, Jails, Schools, Colleges.							
G. All Other Structures: Out Buildings, Monuments, Buildings Under Construction, etc.							
TOTAL STRUCTURE							
H. Motor Vehicles: Automobiles, Trucks, Buses, Motorcycles, etc.							
I. Other Mobile Property: Trailers, Recreational Vehicles, Airplanes, Boats, etc.							
TOTAL MOBILE							
J. Total Other: Crops, Timber, Fences, Signs, etc.	1		1				\$100
GRAND TOTAL	1		1				\$100

SANTA CRUZ PD
 155 CENTER ST
 SANTA CRUZ, CA 95060
 Agency and State
 CA0440200
 Agency ID
 56,000
 Population

Month and Year of Report: **12/13**

 Signature _____ Date **1/7/14**
Jacqui Drechsler
 Report Prepared by _____ Title **Records Supervisor**
Kevin Vogel
 Chief

**MONTHLY REPORT OF OFFENSES KNOWN TO THE POLICE:
VIOLENT CRIMES COMMITTED AGAINST SENIOR CITIZENS**

In accordance with Senate concurrent resolution no. 64


<u>TYPE OF VIOLENT CRIME</u>	<u>VICTIMS AGE 60 OR OVER</u>
1) HOMICIDE	
2) FORCIBLE RAPE	
3) ROBBERY	
4) AGGRAVATED ASSAULT	4
<hr/>	
5) TOTAL	4

SANTA CRUZ PD
155 CENTER ST
SANTA CRUZ, CA 95060
Agency and State

CA0440200
Agency ID

56,000
Population

Month and Year of Report: **12/13**


Signature  Date **1/7/14**
Jacqui Drechsler *Records Supervisor*
Report Prepared by Title
Kevin Vogel
Chief

**MONTHLY REPORT OF OFFENSES KNOWN TO THE POLICE:
DOMESTIC VIOLENCE-RELATED CALLS FOR ASSISTANCE
California Penal Code (PC) Section 13730 (a)**

<u>TYPE OF DATA</u>	<u>NUMBER</u>
TOTAL DOMESTIC VIOLENCE CALLS RECEIVED	28
TOTAL CASES INVOLVING WEAPONS	5
<hr/>	
<u>SUBTOTALS</u>	
<hr/>	
FIREARM	
KNIFE OR CUTTING INSTRUMENT	
OTHER DANGEROUS WEAPON	3
PERSONAL WEAPON (HANDS, FIST, FEET, ETC.)	2

SANTA CRUZ PD
155 CENTER ST
SANTA CRUZ, CA 95060
Agency and State
CA0440200
Agency ID
56,000
Population

Month and Year of Report: **12/13**

Signature  1/7/14 Date
Jacqui Drechsler *Records Supervisor* Title
Report Prepared by
Kevin Vogel
Chief

**MONTHLY REPORT OF OFFENSES KNOWN TO THE
POLICE:**

There was 1 case involving Hate Crimes for this compile period.


Case #s
13S-10534

SANTA CRUZ PD
155 CENTER ST
SANTA CRUZ, CA 95060
Agency and State

CA0440200
Agency ID

56,000
Population

Month and Year of Report: **12/13**


Signature _____ Date **1/7/14**
Jacqui Drechsler *Police Supervisor*
Report Prepared by _____ Title
Kevin Vogel
Chief

MONTHLY REPORT OF
ANTI-REPRODUCTIVE RIGHTS CRIMES (ARRC)
SUMMARY WORKSHEET

AGENCY SANTA CRUZ PD	
NCIC NUMBER CA0440200	REPORTING MONTH/YEAR 12/2013
<input type="checkbox"/> THERE WERE ___ ARRCs REPORTED TO THIS DEPARTMENT FOR THIS MONTH (Attach Data Collection Worksheets) <input checked="" type="checkbox"/> THERE WERE NO ARRCs REPORTED TO THIS DEPARTMENT FOR THIS MONTH	
PREPARER'S NAME Jacqui Drechsler	TELEPHONE NUMBER (831) 420-5874
SUBMIT THIS SUMMARY SHEET WITH THE ARRC DATA COLLECTION WORKSHEET(S), IF ANY, TO State of California Department of Justice CRIMINAL JUSTICE STATISTICS CENTER P.O. Box 903427 Sacramento, CA 94203-4270 ATTN: Anti-Reproductive Rights Crimes	

Purpose:

It is the intent of the Department of Justice to:

- * Collect data on all crimes relating to violations of the Reproductive Rights Law Enforcement Act.
- * Collect data on the threatened commission of anti-reproductive rights crimes and persons suspected of committing these crimes or making these threats.
- *Distinguish between crimes of violence and non-violence.

INSTRUCTIONS FOR COMPLETION:

SUBMIT ANTI-REPRODUCTIVE RIGHTS CRIMES (ARRC) AS DEFINED IN PENAL CODE SECTION 13776 (A). SEE REVERSE OF THIS FORM FOR PENAL CODE STATUTES TO BE USED WHEN COMPLETING THIS FORM.

NOTE: It is the purpose of this legislation to collect data on any crime committed partly or wholly because the victim is a reproductive health services client, provider, or assistant, or a crime that is partly or wholly intended to intimidate the victim, or any other person or entity, or any class of persons or entities from becoming or remaining a reproductive health services client, provider or assistant.

Requirement:

This form should be submitted monthly whether or not an ARRC occurred.

Frequency:

Submit monthly, by the 10th working day for the preceding month (for example, July data should be submitted by the 10th working day in August).

Reporting # of ARRCs:

If there are ARRCs to be reported by your agency, check the first box and enter the total number of ARRCs for the reporting month. Attach Data Collection Worksheets for each ARRC report.

If there were no ARRCs to report, check the second box and submit the Summary Worksheet only.