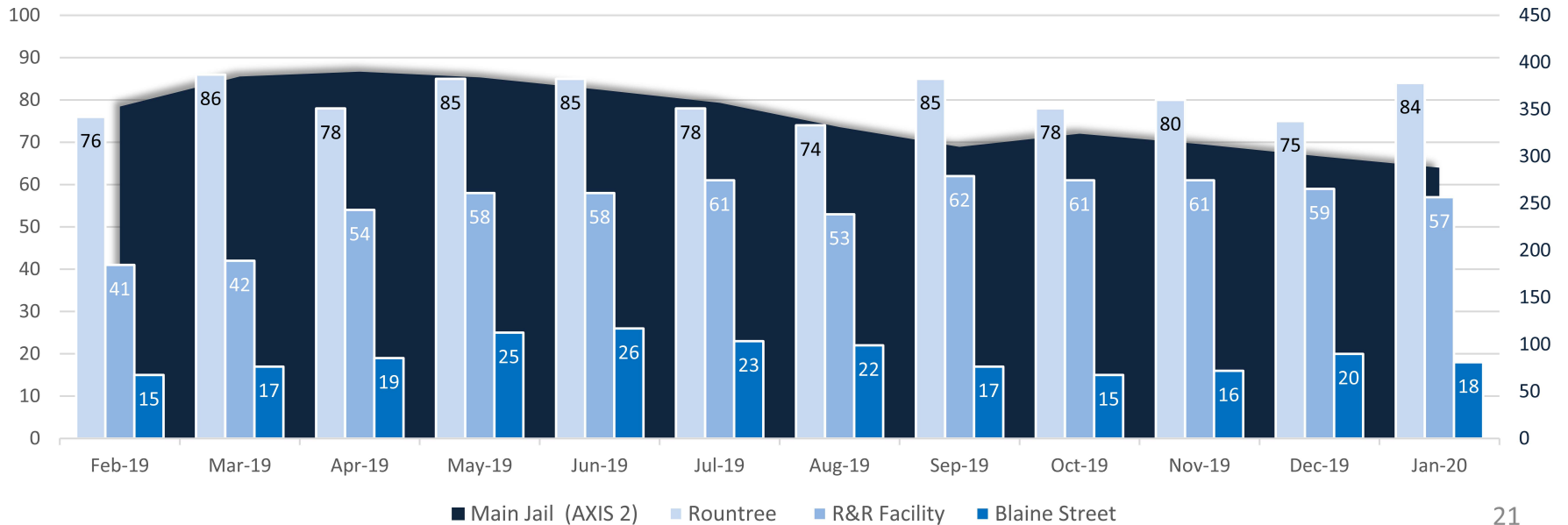


Detention Facilities - Average Monthly Population

	Feb-19	Mar-19	Apr-19	May-19	Jun-19	Jul-19	Aug-19	Sep-19	Oct-19	Nov-19	Dec-19	January 2020	RC %	Averages
All Facilities	487	531	541	551	540	521	489	472	477	467	445	438	86%	497
RATED CAPACITY: 511														
Main Jail	353	385	390	384	371	357	331	310	324	313	300	288	90%	342
RATED CAPACITY: 319														
Rountree	76	86	78	85	85	78	74	85	78	80	75	84	88%	80
RATED CAPACITY: 96														
Blaine Street	15	17	19	25	26	23	22	17	15	16	20	18	56%	19
RATED CAPACITY: 32														
R&R Facility	41	42	54	58	58	61	53	62	61	61	59	57	89%	56
RATED CAPACITY: 64														

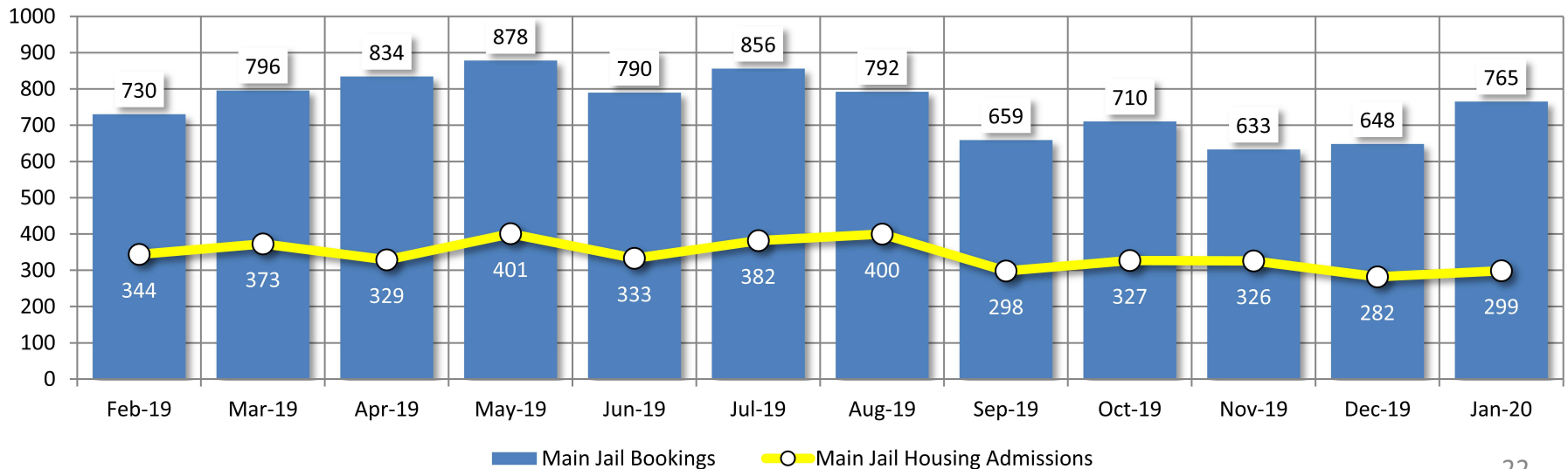
Monthly Population Averages



Bookings and Admissions

	Feb-19	Mar-19	Apr-19	May-19	Jun-19	Jul-19	Aug-19	Sep-19	Oct-19	Nov-19	Dec-19	January 2020	Averages
Main Jail Bookings	730	796	834	878	790	856	792	659	710	633	648	765	750
Main Jail Housing Admissions	344	373	329	401	333	382	400	298	327	326	282	299	341
Main Jail Misdemeanor Only Bookings	61%	63%	60%	56%	58%	61%	62%	60%	63%	61%	63%	59%	61%
Work Release Average Daily Count	111	n/a	n/a	n/a	84	70	70	61	64	61	59	58	71
CAP – Average Daily Count	41	33	32	31	47	36	36	37	21	19	15	15	30

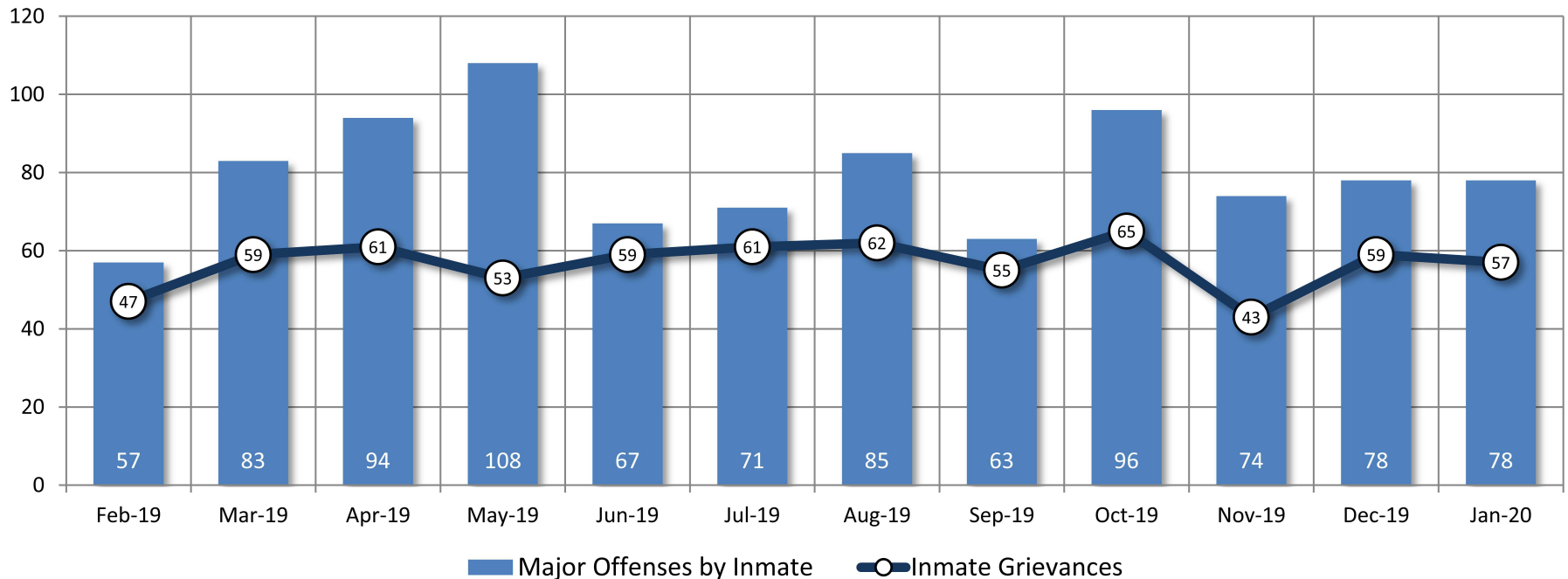
Bookings and Admissions



Major Offenses by Inmate & Inmate Grievances

	Feb-19	Mar-19	Apr-19	May-19	Jun-19	Jul-19	Aug-19	Sep-19	Oct-19	Nov-19	Dec-19	January 2020	Averages
Major Offenses	57	83	94	108	67	71	85	63	96	74	78	78	80
Inmate Grievances	47	59	61	53	59	61	62	55	65	43	59	57	57

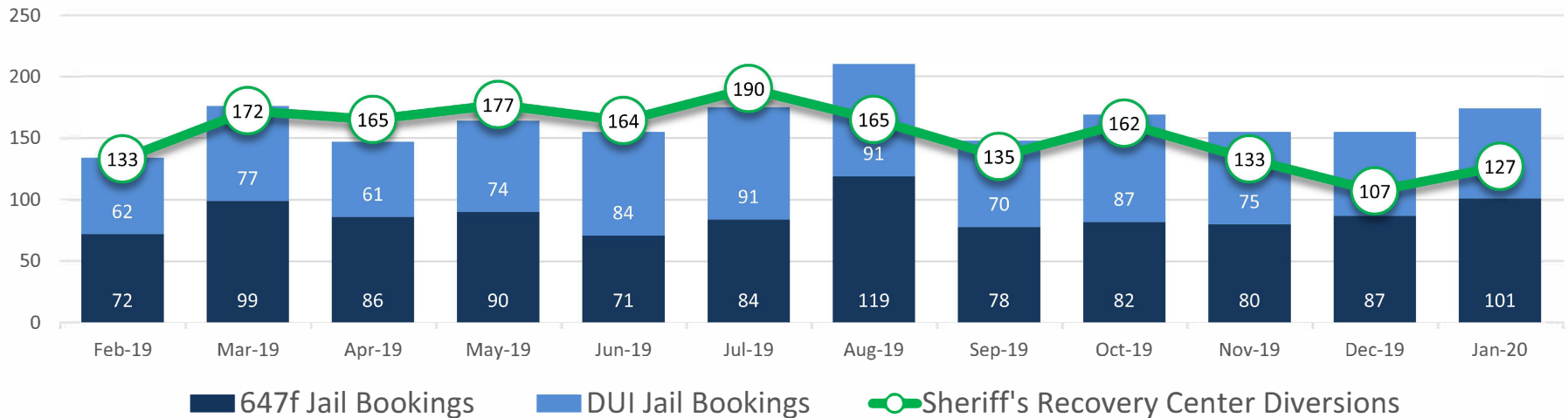
Major Offenses by Inmate & Inmate Grievances by Month



Sheriff's Recovery Center

	Feb-19	Mar-19	Apr-19	May-19	Jun-19	Jul-19	Aug-19	Sep-19	Oct-19	Nov-19	Dec-19	January 2019	Averages
Total Diversions	133	172	165	177	164	190	165	135	162	133	107	127	153
647f Diversions	62	81	74	66	71	93	92	60	82	51	53	53	70
11550 Diversions	11	9	14	23	7	13	4	2	3	1	3	2	8
DUI Diversions	59	82	77	88	86	78	69	73	77	81	51	72	74
Total Refusals	110	137	132	131	114	136	154	103	124	114	115	118	124
647(f) Jail Bookings	72	99	86	90	71	84	119	78	82	80	87	101	87
DUI Jail Bookings (New Charges Only)	62	77	61	74	84	91	91	70	87	75	68	73	76
11550 Jail Bookings (New Charges Only)	22	22	16	9	17	10	15	12	10	4	6	118	14

Alcohol Bookings & Recovery Center Diversions



Use of Force & BWC – Corrections

	<i>Feb-19</i>	<i>Mar-19</i>	<i>Apr-19</i>	<i>May-19</i>	<i>Jun-19</i>	<i>Jul-19</i>	<i>Aug-19</i>	<i>Sep-19</i>	<i>Oct-19</i>	<i>Nov-19</i>	<i>Dec-19</i>	January 2020	<i>TOTALS</i>	<i>Average</i>
<i>Use of Force</i>														
Control Hold	20	37	23	31	25	17	27	25	19	28	23	31	306	26
Take Down	10	11	7	16	16	8	11	16	6	8	9	13	131	11
Safety Chair Placement	8	6	2	10	11	3	4	9	5	15	1	7	81	7
Oleoresin Capsicum Spray	0	4	4	2	4	2	1	2	1	2	3	2	27	2
Conducted Energy Device	1	1	1	0	2	0	0	0	0	0	0	1	6	21
<i>BWC Program</i>														
BWC Segments	6081	8391	9397	7521	8060	7633	6816	6190	8879	12,867	16,204	20,345	118,384	9865
DAO Requests	0	1	0	4	2	6	4	4	2	4	1	2	30	3