

**PART I CRIMES (ACTUAL OFFENSES)
DECEMBER 2010**

	DECEMBER		Percent Change	Year to Date		Percent Change
	2009	2010		2009	2010	
Homicide	0	0	0	4	6	50%
Rape	1	2	100%	36	31	-14%
Robbery	6	11	83%	91	120	32%
Aggravated Assault	22	31	41%	322	396	23%
Burglary	36	46	28%	466	495	6%
Larceny	139	186	34%	2468	2262	-8%
Auto Theft	15	10	-33%	182	160	-12%
Arson	0	4	400%	22	20	-9%
Totals:	219	290	32%	3591	3490	-3%

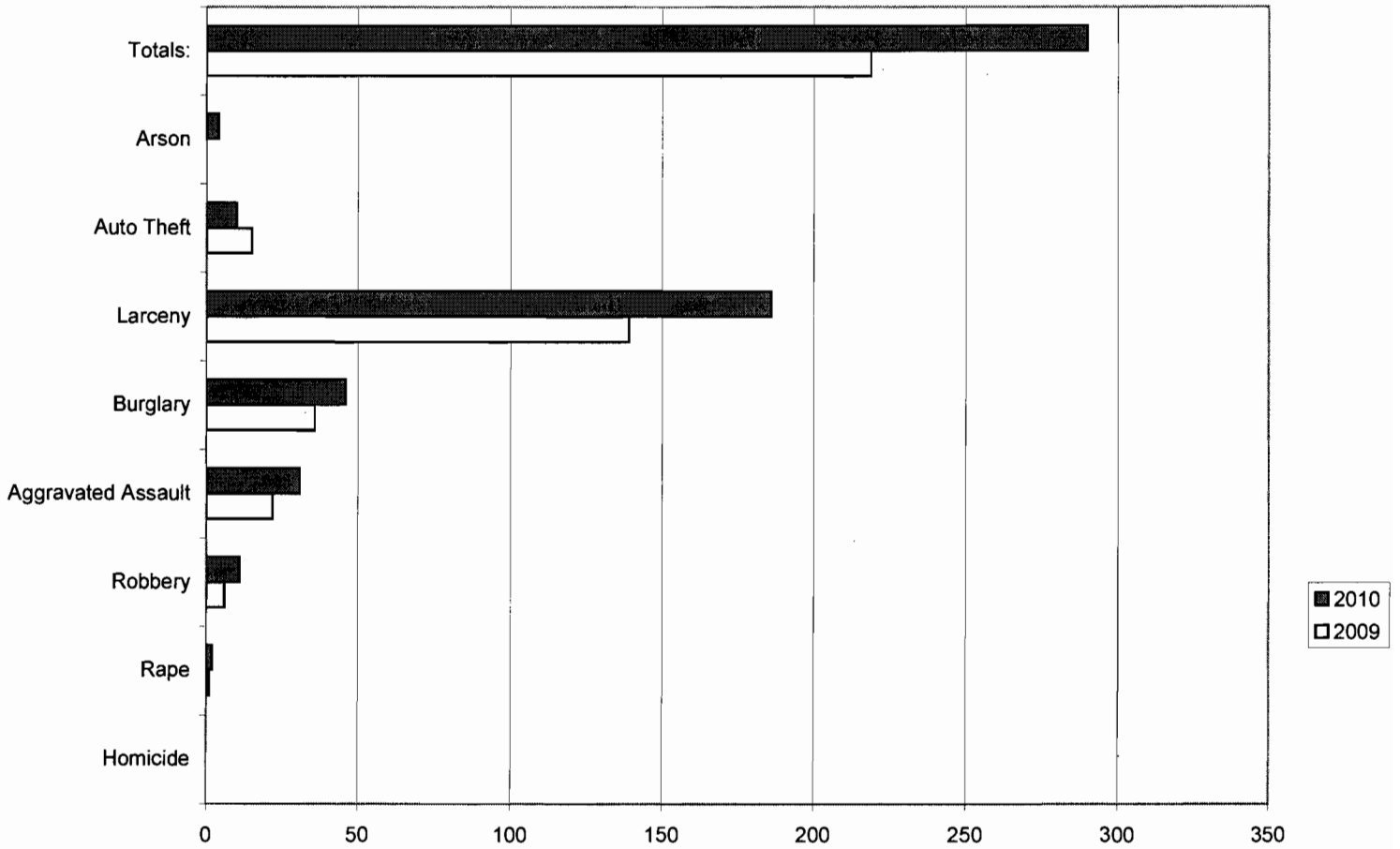
PART I CRIMES - TWO YEAR COMPARISON

	JAN 09	JAN 10	FEB 09	FEB 10	MAR 09	MAR 10	APR 09	APR 10	MAY 09	MAY 10	JUN 09	JUN 10
Homicide	1	3	0	0	0	0	0	1	0	1	0	0
Forcible Rape	2	2	3	2	2	6	4	2	1	1	6	1
Robbery	6	10	6	8	6	12	7	6	5	8	11	10
Aggravated Assault	36	27	25	22	17	40	34	34	21	39	25	30
Burglary	40	29	30	20	41	35	29	27	57	53	35	57
Larceny	232	164	155	120	197	239	193	212	195	204	218	213
Auto Theft	13	11	15	10	16	10	12	17	11	17	16	23
Arson	1	0	1	0	1	3	4	1	6	1	0	4
TOTALS:	331	246	235	182	280	345	283	300	296	324	311	338

	JUL 09	JUL 10	AUG 09	AUG 10	SEP 09	SEP 10	OCT 09	OCT 10	NOV 09	NOV 10	DEC 09	DEC 10
Homicide	1	1	0	0	0	0	1	0	1	0	0	0
Forcible Rape	1	2	3	3	4	1	1	6	8	3	1	2
Robbery	5	10	11	14	11	9	8	11	9	11	6	11
Assault	26	34	32	35	34	42	27	35	23	27	22	31
Burglary	37	70	32	43	42	36	41	43	46	36	36	46
Larceny	231	178	220	210	171	154	298	205	219	177	139	186
Auto Theft	19	14	22	18	12	0	15	13	16	17	15	10
Arson	5	7	0	0	3	0	1	0	0	0	0	4
TOTALS:	325	316	320	323	277	242	392	313	322	271	219	290

YEAR TO DATE TOTALS ARE NOT FINALIZED UNTIL THE END OF THE CALENDAR YEAR

PART I CRIMES COMPARISON CHART DECEMBER 2009 - DECEMBER 2010



	Homicide	Rape	Robbery	Aggravated Assault	Burglary	Larceny	Auto Theft	Arson	Totals:
■ 2010	0	2	11	31	46	186	10	4	290
□ 2009	0	1	6	22	36	139	15	0	219

**MONTHLY REPORT OF OFFENSES KNOWN TO THE POLICE:
RETURN A**

This report is authorized by law Title 28, Section 534, U.S. Code. While you are not required to report, your cooperation in forwarding this report by the seventh day after the close of the month to Uniform Crime Reports, Federal Bureau of Investigation, Washington, D.C. 20535, will assist in compiling comprehensive, accurate national crime figures on a timely basis.

1 Classification of Offenses	2 Offenses Reported or Known to Police	3 Unfounded, i.e., False or Baseless Complaints	4 Number of Actual Offenses	5 Total Offenses Cleared by Arrest or Exceptional Means	6 Number of Clearances Involving Only Persons Under 18 Years of Age
1. CRIMINAL HOMICIDE					
a. Murder and Non-negligent Homicide	11				
b. Manslaughter by Negligence	12				
2. FORCIBLE RAPE TOTAL					
a. Rape by Force	20	2	3	-1	1
b. Attempts to Commit Forcible Rape	21	1	3	-2	
	22	1		1	
3. ROBBERY TOTAL					
a. Firearm	30	11		11	2
b. Knife or Cutting Instrument	31	3		3	
c. Other Dangerous Weapon	32	2		2	1
d. Strong-Arm (Hands, Fists, Feet, etc.)	33				
	34	6		6	1
4. ASSAULT TOTAL					
a. Firearm	40	65		65	36
b. Knife or Cutting Instrument	41				2
c. Other Dangerous Weapon	42	2		2	
d. Strong-Arm (Hands, Fists, Feet, etc.)	43	7		7	5
e. Other Assaults - Simple	44	22		22	13
	45	34		34	16
5. BURGLARY TOTAL					
a. Forcible Entry	50	46		46	4
b. Unlawful Entry - No Force	51	22		22	1
c. Attempted Forcible Entry	52	23		23	3
	53	1		1	
6. LARCENY - THEFT TOTAL					
	60	186		186	33
7. MOTOR VEHICLE THEFT TOTAL					
a. Autos	70	10		10	
b. Trucks and Buses	71	9		9	
c. Other Vehicles	72	1		1	
	73				
GRAND TOTAL	77	320	3	317	76
					5

Checking any of the appropriate blocks below will eliminate your need to submit reports when the values are zero. This will also aid the national program in its quality control efforts.



- | | |
|---|---|
| <input checked="" type="checkbox"/> No Supplementary Homicide Report Submitted. | <input type="checkbox"/> No Persons Under 18 Arrested. |
| <input type="checkbox"/> No Supplement to Return A Submitted. | <input type="checkbox"/> No Persons 18 or Over Arrested. |
| <input type="checkbox"/> No Law Enforcement Officers Killed or Assaulted. | <input type="checkbox"/> No Arson Offenses Occurred. |
| <input type="checkbox"/> No Violent Crimes Against Seniors. | <input type="checkbox"/> No Domestic Violence-Related Calls. |
| <input type="checkbox"/> No Hate Crimes. | <input checked="" type="checkbox"/> No Anti-Reproduction Rights Crimes. |

SANTA CRUZ PD
155 CENTER ST
SANTA CRUZ, CA 95060
Agency and State

CA0440200
Agency ID

56,000
Population

Month and Year of Report: **12/10**

Signature  Date 12/11
Jacqui Drechsler 
 Report Prepared by _____ Title _____
Kevin Vogel
 Chief

**MONTHLY REPORT OF OFFENSES KNOWN TO THE POLICE:
SUPPLEMENT TO RETURN A**

PROPERTY STOLEN BY CLASSIFICATION

CLASSIFICATION		ACTUAL OFFENSES (Column 4, Return A)	VALUE OF PROPERTY STOLEN
1. Murder/Nonnegligent Manslaughter	12		
2. Forcible Rape (Total)	20	-1	
3. Robbery			
(a) Highway (Streets, Alleys, etc.)	31		
(b) Commercial House (Except c, d, f)	32		
(c) Gas or Service Station	33		
(d) Convenience Store	34	1	
(e) Residence (Anywhere on the Premises)	35	1	\$100
(f) Bank	36	1	
(g) Miscellaneous	37	8	\$725
TOTAL ROBBERY	30	11	\$825
4. Assault (Not Applicable)			
5. Burglary - Breaking or Entering			
(a) Residence (Dwelling)			
(1) Night (6 P.M. - 6 A.M.)	51	13	\$41,113
(2) Day (6 A.M. - 6 P.M.)	52	9	\$38,669
(3) Unknown	53	7	\$9,210
(b) Non-Residence (Store, Office, etc.)			
(1) Night (6 P.M. - 6 A.M.)	54	9	\$5,720
(2) Day (6 A.M. - 6 P.M.)	55	2	\$34
(3) Unknown	56	6	\$2,046
TOTAL BURGLARY	50	46	\$96,792
6. Larceny - Theft (Except Motor Vehicle Theft)			
(a) Over \$400	64	76	\$147,755
(b) \$200 to \$400	61	35	\$10,145
(c) \$50 to \$199	62	28	\$3,224
(d) Under \$50	63	47	\$545
TOTAL LARCENY (Same as Item 6X)	60	186	\$161,669
7. Motor Vehicle Theft (Include Alleged Joy Ride)	70	10	\$31,495
GRAND TOTAL - All Items	77		\$290,781
Additional Analysis of Larceny and Motor Vehicle Theft			
6X. Nature of Larcenies Under Item 6			
(a) Pocket-Picking	81		
(b) Purse-Snatching	82	1	\$3,415
(c) Shoplifting	83	32	\$2,117
(d) From Motor Vehicles (Except e)	84	81	\$78,050
(e) Motor Vehicle Parts and Accessories	85	7	\$490
(f) Bicycles	86	25	\$20,305
(g) From Buildings (Except c and h)	87	21	\$33,999
(h) From Any Coin-Operated Machine (Parking Meters, etc.)	88		
(i) All Other	89	19	\$23,293
TOTAL LARCENIES (Same as Item 6)	80	186	\$161,669
7X. Motor Vehicles Recovered			
(a) Stolen Locally and Recovered Locally	91	6	
(b) Stolen Locally and Recovered by Other Jurisdictions	92	3	
(c) Total Locally Stolen Motor Vehicles Recovered	90	9	
(d) Stolen Out of Town, Recovered Locally	93		

**MONTHLY REPORT OF OFFENSES KNOWN TO THE POLICE:
SUPPLEMENT TO RETURN A**

PROPERTY BY TYPE AND VALUE

Type of Property		Value of Property Stolen and Recovered In Your Jurisdiction	
		Stolen	Recovered
(A) Currency, Notes, etc.	01	\$19,101	\$65
(B) Jewelry and Precious Metals	02	\$26,489	
(C) Clothing and Furs	03	\$20,498	\$923
(D) Locally Stolen Motor Vehicles	04	\$66,400	\$70,400
(E) Office Equipment	05	\$42,833	\$5,044
(F) Televisions, Radios, Stereos, etc.	06	\$34,441	\$560
(G) Firearms	07	\$600	\$600
(H) Household Goods	08		
(I) Consumable Goods	09	\$742	\$503
(J) Livestock	10		
(K) Miscellaneous	11	\$79,677	\$2,981
TOTAL	00	\$290,781	\$81,076


NOTE: Total of column (2) should agree with grand total (DATA ENTRY 77) shown on page 2. In column (3) include all property recovered even though stolen in prior months. The above is an accounting for only that property stolen in your jurisdiction. This will include property recovered for you by other jurisdictions but not property you recover for them.

SANTA CRUZ PD
155 CENTER ST
SANTA CRUZ, CA 95060
Agency and State

CA0440200
Agency ID

56,000
Population

Month and Year of Report: **12/10**

Signature  Date _____
 Report Prepared by **Jacquie Drechsler** *Rewards Supervisor* Title _____
Kevin Vogel
 Chief

MONTHLY REPORT OF OFFENSES KNOWN TO THE POLICE:

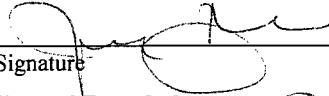

ARSON OFFENSES

This report is authorized by law Title 28, Section 534, United States Code, and the enactment of the fiscal year 1979, Department of Justice Authorization Bill S. 3151. While you are not required to respond, your cooperation in using this form to report all incidents of arson which become known to your department during the month will assist the FBI in compiling comprehensive, accurate data on a timely basis.

1 Property Classification	2 Offenses reported or known to police	3 Unfounded, i.e., false or baseless complaints	4 Number of actual offenses	5 Total offenses cleared by arrest or exceptional means	6 Number of clearances involving only persons under 18 years of age	7 Offenses where structures uninhabited, abandoned, or not normally in use	8 Estimated value of property damage
A. Single Occupancy Residential: Houses, Townhouses, Duplexes, etc.							
B. Other Residential: Apartments, Tenements, Flats, Hotels, Motels, Inns, Dormitories, Boarding Houses, etc.							
C. Storage: Barns, Garages, Warehouses, etc.							
D. Industrial/Manufacturing							
E. Other Commercial: Stores, Restaurants, Offices, etc.	2		2				\$80,300
F. Community/Public: Churches, Jails, Schools, Colleges, Hospitals, etc.							
G. All Other Structures: Out Buildings, Monuments, Buildings Under Construction, etc.							
TOTAL STRUCTURE	2		2				\$80,300
H. Motor Vehicles: Automobiles, Trucks, Buses, Motorcycles, etc. UCR Definition							
I. Other Mobile Property: Trailers, Recreational Vehicles, Airplanes, Boats, etc.	1		1				\$250
TOTAL MOBILE	1		1				\$250
J. Total Other: Crops, Timber, Fences, Signs, etc.	1		1				\$500
GRAND TOTAL	4		4				\$81,050

SANTA CRUZ PD
155 CENTER ST
SANTA CRUZ, CA 95060
 Agency and State
CA0440200
 Agency ID
56,000
 Population

Month and Year of Report: **12/10**

Signature:  Date: **1/6/11**
Jacqui Drechsler 
 Report Prepared by Title
Kevin Vogel
 Chief

**MONTHLY REPORT OF OFFENSES KNOWN TO THE POLICE:
VIOLENT CRIMES COMMITTED AGAINST SENIOR CITIZENS**

In accordance with Senate concurrent resolution no. 64

<u>TYPE OF VIOLENT CRIME</u>	<u>VICTIMS AGE 60 OR OVER</u>
1) HOMICIDE	
2) FORCIBLE RAPE	
3) ROBBERY	2
4) AGGRAVATED ASSAULT	3
<hr/>	
5) TOTAL	5

SANTA CRUZ PD
155 CENTER ST
SANTA CRUZ, CA 95060
Agency and State

CA0440200
Agency ID

56,000
Population

Month and Year of Report: **12/10**

Signature  Date **11/6/11**

Report Prepared by **Jacqui Drechsler** Title **Records Supervisor**

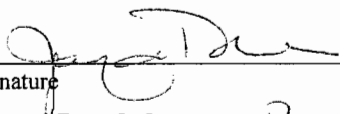

Kevin Vogel
Chief

**MONTHLY REPORT OF OFFENSES KNOWN TO THE POLICE:
DOMESTIC VIOLENCE-RELATED CALLS FOR ASSISTANCE
California Penal Code (PC) Section 13730 (a)**

<u>TYPE OF DATA</u>	<u>NUMBER</u>
TOTAL DOMESTIC VIOLENCE CALLS RECEIVED	25
TOTAL CASES INVOLVING WEAPONS	1
<hr/>	
SUBTOTALS	
<hr/>	
FIREARM	
KNIFE OR CUTTING INSTRUMENT	
OTHER DANGEROUS WEAPON	
PERSONAL WEAPON (HANDS, FIST, FEET, ETC.)	1

SANTA CRUZ PD
155 CENTER ST
SANTA CRUZ, CA 95060
Agency and State
CA0440200
Agency ID
56,000
Population

Month and Year of Report: **12/10**


Signature _____ Date **1/6/11**
Jacqui Drechsler 
Report Prepared by _____ Title
Kevin Vogel
Chief

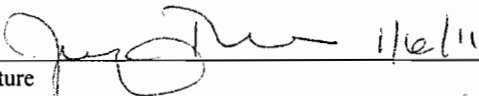
**MONTHLY REPORT OF OFFENSES KNOWN TO THE POLICE:
HATE CRIMES**

There was 1 case involving Hate Crimes for this compile period.

Case #s
10S-10710

SANTA CRUZ PD
155 CENTER ST
SANTA CRUZ, CA 95060
Agency and State
CA0440200
Agency ID
56,000
Population

Month and Year of Report: **12/10**


Signature _____ Date _____
Jacqui Drechsler *Records Supervisor*
Report Prepared by _____ Title _____
Kevin Vogel
Chief

LAW ENFORCEMENT OFFICERS KILLED OR ASSAULTED

It is requested this report be completed and transmitted with monthly crime reports to: Director, Federal Bureau of Investigation, Uniform Crime Reports, Washington, D.C. 20535. This form should be used to report the number of your officers who were assaulted or killed in the line of duty during the month. Additional information concerning officers killed will be requested by a separate questionnaire.

OFFICERS KILLED		By felonious act _____
Number of your law enforcement officers killed in the line of duty this month		By accident or negligence _____

OFFICERS ASSAULTED (Do not include officers killed.)

Type of Activity	Type of Weapon					Type of Assignment								Police Assaults Cleared		
	Total Assaults by Weapon		Firearm	Knife	Other Dangerous Weapon	Hands, Fists, Feet, etc.	Two Officer Vehicle	One Officer Vehicle		Detective or Special Assign.		Other				
	A	B						C	D	E	F	G	H		I	J
1. Responding to "Disturbance"																
2. Burglaries in Progress																
3. Robberies in Progress																
4. Attempting Other Arrests																
5. Civil Disorder																
6. Handling Prisoners	3					3		1	2							3
7. Suspicious Person/Circum.																
8. Ambush - No Warning																
9. Mentally Deranged																
10. Traffic Pursuits																
11. All Other																
12. TOTAL (1-11)	3					3		1	2							3
13. Number With Personal Injury																
14. Number Without Personal Injury						3										
15. Time of Assaults	A.M.															
	P.M.			2		1										
		12:01	2:00	4:00	6:00	8:00	10:00	12:00								

SANTA CRUZ PD
155 CENTER ST
SANTA CRUZ, CA 95060
 Agency and State

CA0440200
 Agency ID

56,000
 Population

Month and Year of Report: **12/10**

Signature: *Jacqui Drechsler* Date: 12/16/11

Report Prepared by: Kevin Vogel Title: Chief

MONTHLY REPORT OF
ANTI-REPRODUCTIVE RIGHTS CRIMES (ARRC)
SUMMARY WORKSHEET

AGENCY SANTA CRUZ PD	
NCIC NUMBER CA0440200	REPORTING MONTH/YEAR 12/2010
<input type="checkbox"/> THERE WERE ___ ARRCs REPORTED TO THIS DEPARTMENT FOR THIS MONTH (Attach Data Collection Worksheets) <input checked="" type="checkbox"/> THERE WERE NO ARRCs REPORTED TO THIS DEPARTMENT FOR THIS MONTH	
PREPARER'S NAME Jacqui Drechsler	TELEPHONE NUMBER (831) 420-5874
SUBMIT THIS SUMMARY SHEET WITH THE ARRC DATA COLLECTION WORKSHEET(S), IF ANY, TO State of California Department of Justice CRIMINAL JUSTICE STATISTICS CENTER P.O. Box 903427 Sacramento, CA 94203-4270 ATTN: Anti-Reproductive Rights Crimes	

Purpose:

It is the intent of the Department of Justice to:

- * Collect data on all crimes relating to violations of the Reproductive Rights Law Enforcement Act.
- * Collect data on the threatened commission of anti-reproductive rights crimes and persons suspected of committing these crimes or making these threats.
- *Distinguish between crimes of violence and non-violence.

INSTRUCTIONS FOR COMPLETION:

SUBMIT ANTI-REPRODUCTIVE RIGHTS CRIMES (ARRC) AS DEFINED IN PENAL CODE SECTION 13776 (A). SEE REVERSE OF THIS FORM FOR PENAL CODE STATUTES TO BE USED WHEN COMPLETING THIS FORM.

NOTE: It is the purpose of this legislation to collect data on any crime committed partly or wholly because the victim is a reproductive health services client, provider, or assistant, or a crime that is partly or wholly intended to intimidate the victim, or any other person or entity, or any class of persons or entities from becoming or remaining a reproductive health services client, provider or assistant.

Requirement:

This form should be submitted monthly whether or not an ARRC occurred.

Frequency:

Submit monthly, by the 10th working day for the preceding month (for example, July data should be submitted by the 10th working day in August).

Reporting # of ARRCs:

If there are ARRCs to be reported by your agency, check the first box and enter the total number of ARRCs for the reporting month. Attach Data Collection Worksheets for each ARRC report.

If there were no ARRCs to report, check the second box and submit the Summary Worksheet only.