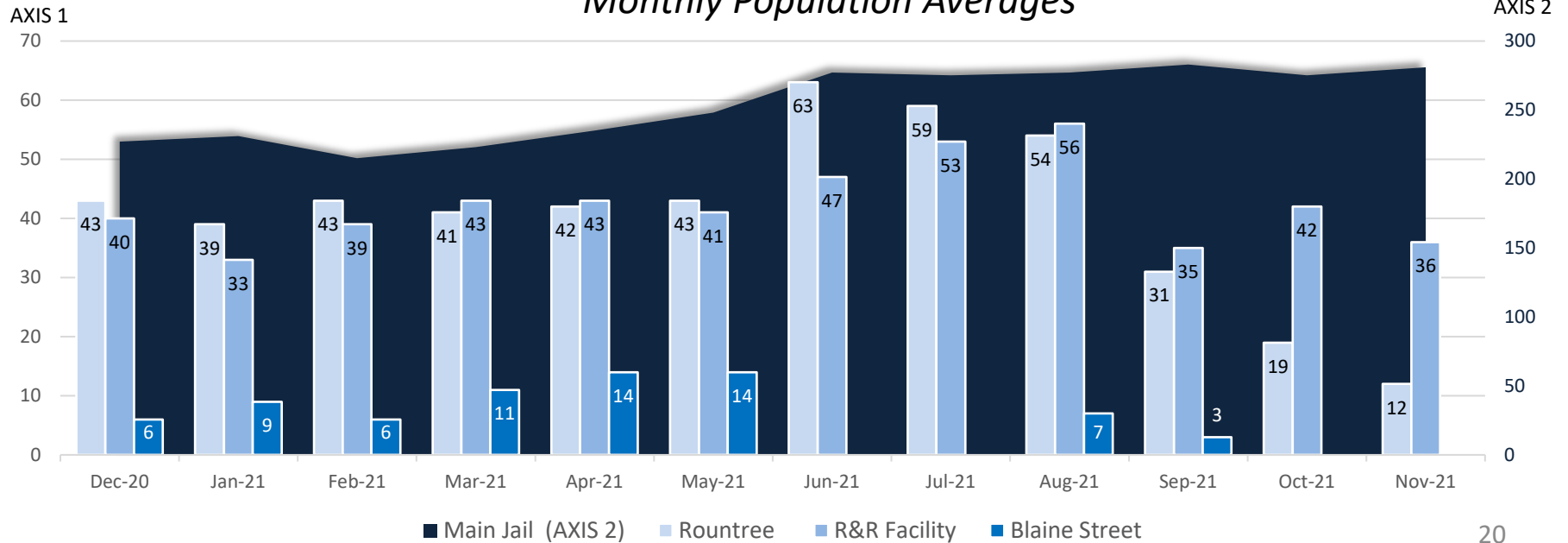


Detention Facilities - Average Daily Population

	Dec-20	Jan-21	Feb-21	Mar-21	Apr-21	May-21	Jun-21	Jul-21	Aug-21	Sep-21	Oct-21	November 2021	RC %	Averages
All Facilities	316	321	304	318	334	346	387	387	394	355	336	329	64%	344
RATED CAPACITY: 511														
Main Jail	227	231	215	223	235	248	277	275	277	283	275	281	88%	254
RATED CAPACITY: 319														
Rountree	43	39	43	41	42	43	63	59	54	31	19	12	13%	41
RATED CAPACITY: 96														
Blaine Street	6	9	6	11	14	14	0	0	7	3	0	0	0%	6
RATED CAPACITY: 32														
R&R Facility	40	33	39	43	43	41	47	53	56	35	42	36	56%	42
RATED CAPACITY: 64														

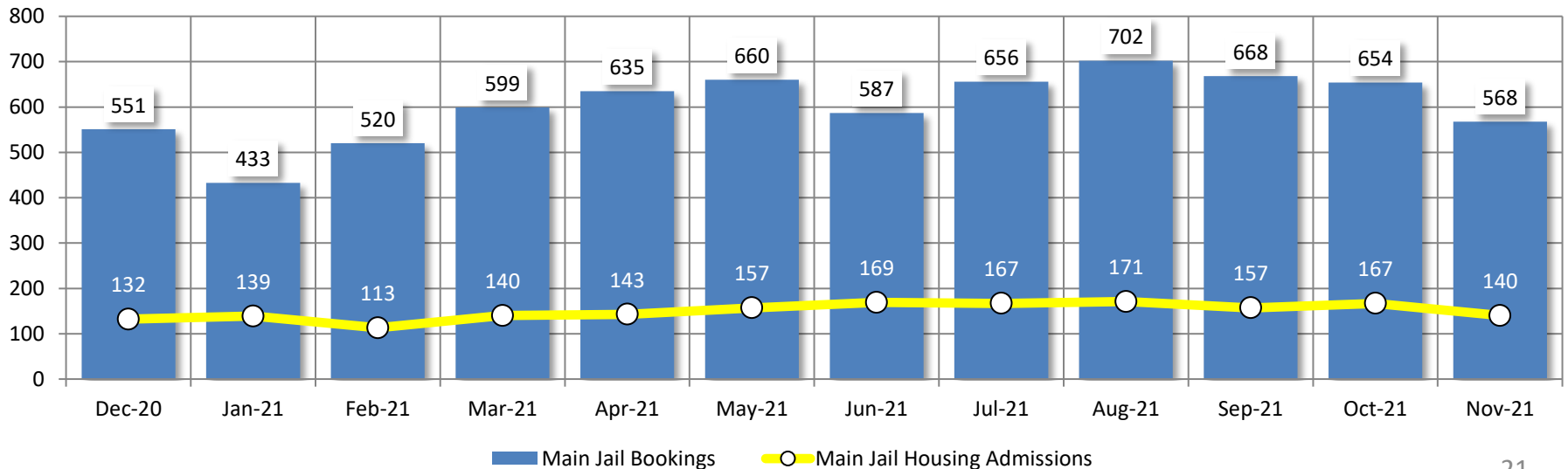
Monthly Population Averages



Bookings and Admissions

	Dec-20	Jan-21	Feb-21	Mar-21	Apr-21	May-21	Jun-21	Jul-21	Aug-21	Sep-21	Oct-21	November 2021	Averages
Main Jail Bookings	551	433	520	599	635	660	587	656	702	668	654	568	603
Main Jail Housing Admissions	132	139	113	140	143	157	169	167	171	157	167	140	150
Main Jail Misdemeanor Only Bookings	68%	61%	65%	61%	58%	60%	59%	59%	58%	61%	62%	61%	61%
Work Release Average Daily Count	35	42	28	33	64	81	88	92	81	97	83	81	67
CAP – Average Daily Count	16	15	21	27	20	24	25	19	25	22	15	12	20

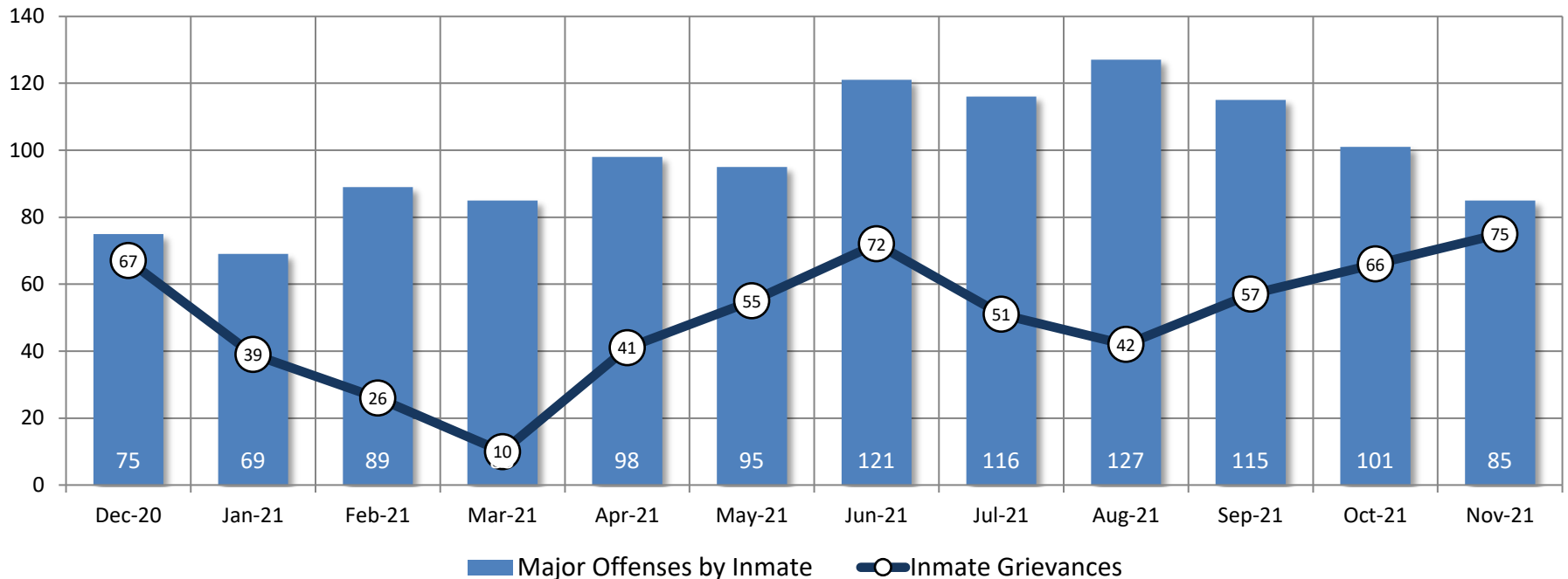
Bookings and Admissions



Major Offenses by Inmate & Inmate Grievances

	Dec-20	Jan-21	Feb-21	Mar-21	Apr-21	May-21	Jun-21	Jul-21	Aug-21	Sep-21	Oct-21	November 2021	Averages
Major Offenses	75	69	89	85	98	95	121	116	127	115	101	85	98
Inmate Grievances	67	39	26	10	41	55	72	51	42	57	66	75	50

Major Offenses by Inmate & Inmate Grievances by Month



Use of Force & BWC – Corrections

	Dec-20	Jan-21	Feb-21	Mar-21	Apr-21	May-21	Jun-21	Jul-21	Aug-21	Sep-21	Oct-21	November 2021	TOTALS	Average
<i>Use of Force</i>														
Control Hold	14	9	11	25	22	15	23	17	29	21	18	13	217	18
Take Down	7	6	4	14	8	8	12	8	9	8	8	7	99	8
Safety Chair Placement	3	4	2	13	9	6	6	7	11	3	3	4	71	6
Oleoresin Capsicum Spray	1	2	3	1	3	1	5	1	3	5	5	2	32	3
Conducted Energy Device	0	0	1	1	0	0	1	1	2	0	2	1	9	1
Pepperball Launcher			0	0	0	0	0	0	1	0	0	0	1	0
<i>BWC Program</i>														
BWC Segments	28,468	29,921	28,841	30,777	26,399	27,245	27,913	28,132	28,471	25,344	25,851	n/a	307,362	28,253
DAO Requests	1	4	5	1	2	4	2	2	4	2	1	n/a	28	3