

PART I CRIMES (ACTUAL OFFENSES)
JANUARY - DECEMBER 2005/2006

	January - December <u>2005</u>	Year to Date <u>2006</u>	Percent <u>Change</u>
Homicide	2	3	50%
Rape	49	40	-18%
Robbery	96	107	11%
Aggravated Assault	356	251	-29%
Burglary	573	537	-6%
Larceny	2317	2413	4%
Auto Theft	249	251	1%
Arson	<u>25</u>	<u>32</u>	28%
Totals:	3667	3634	-1%

PART I CRIMES - TWO YEAR COMPARISON

	JAN 05	JAN 06	FEB 05	FEB 06	MAR 05	MAR 06	APR 05	APR 06	MAY 05	MAY 06	JUN 05	JUN 06
Homicide	0	0	0	0	0	0	0	0	0	0	0	0
Forcible Rape	6	1	4	3	7	1	2	3	1	2	4	7
Robbery	10	12	7	13	7	9	10	13	6	6	2	7
Aggravated Assault	40	21	26	7	34	12	32	9	41	25	32	25
Burglary	43	49	45	42	41	56	52	52	67	75	55	40
Larceny	185	190	172	195	179	213	203	239	225	230	157	214
Auto Theft	26	20	24	18	26	20	26	23	16	26	18	16
Arson	2	1	0	1	0	2	0	2	3	9	1	3
TOTALS:	312	294	278	279	294	313	325	341	359	373	269	312

	JUL 05	JUL 06	AUG 05	AUG 06	SEP 05	SEP 06	OCT 05	OCT 06	NOV 05	NOV 06	DEC 05	DEC 06
Homicide	0	2	1	1	1	0	0	0	0	0	0	0
Forcible Rape	7	6	7	5	2	2	1	4	3	4	5	1
Robbery	14	9	15	11	8	9	10	10	3	5	4	3
Assault	25	34	32	25	21	22	34	23	20	27	19	21
Burglary	33	38	36	41	38	34	33	24	47	42	83	44
Larceny	256	229	204	214	203	186	201	164	154	189	178	150
Auto Theft	16	20	24	19	23	17	17	25	21	21	12	26
Arson	7	8	2	0	2	0	3	2	2	1	3	2
TOTALS:	358	346	321	316	298	270	299	252	250	289	304	247

**SANTA CRUZ POLICE DEPARTMENT
YEARLY REPORT OF KNOWN OFFENSES
JANUARY - DECEMBER 2006**

1 Classification of Offenses	2 Offenses Reported or Known to Police	3 Unfounded, i.e., False or Baseless Complaints	4 Number of Actual Offenses	5 Total Offenses Cleared by Arrest or Exceptional Means	6 Number of Clearances Involving Only Persons Under 18 Years of Age
1. CRIMINAL HOMICIDE					
a. Murder & Non-negligent Homicide	11	3	0	3	0
b. Manslaughter by Negligence	12	0	0	0	0
2. FORCIBLE RAPE TOTAL	20	40	2	38	5
a. Rape by Force	21	33	2	31	1
b. Attempts to Commit Forcible Rape	22	7	0	7	4
3. ROBBERY TOTAL	30	107	0	107	23
a. Firearm	31	19	0	19	1
b. Knife or Cutting Instrument	32	18	0	18	7
c. Other Dangerous Weapon	33	7	0	7	1
d. Strong-Arm (Hands, Fists, Feet, etc.)	34	63	0	63	14
4. ASSAULT TOTAL	40	864	0	864	430
a. Firearm	41	17	0	17	6
b. Knife or Cutting Instrument	42	67	0	67	35
c. Other Dangerous Weapon	43	73	0	73	30
d. Strong-Arm (Hands, Fists, Feet, etc.)	44	94	0	94	56
e. Other Assaults - Simple	45	613	0	613	303
5. BURGLARY TOTAL	50	537	0	537	66
a. Forcible Entry	51	205	0	205	20
b. Unlawful Entry - No Force	52	311	0	311	46
c. Attempted Forcible Entry	53	21	0	21	0
6. LARCENY - THEFT TOTAL	60	2,413	1	2,412	222
7. MOTOR VEHICLE THEFT TOTAL	70	251	2	249	27
a. Autos	71	203	2	201	22
b. Trucks and Buses	72	33	0	33	2
c. Other Vehicles	73	15	0	15	3
GRAND TOTAL	77	4,215	5	4,210	776

SANTA CRUZ PD
155 CENTER ST
SANTA CRUZ, CA 95060
Agency and State
CA0440200
Agency ID
56,000
Population

Month and Year of Report: 1/06 - 12/06
Bonnie Stow 6/12/07
Signature Date
Bonnie Stow Police Records Technician
Report Prepared by Title
Howard Skerry
Chief

PROPERTY STOLEN BY CLASSIFICATION


CLASSIFICATION	ACTUAL OFFENSES (Column 4, Return A)		VALUE OF PROPERTY STOLEN
1. MURDER/NONNEGLIGENT MANSLAUGHTER	12	3	\$0
2. FORCIBLE RAPE (Total)	20	38	\$4,420
3. ROBBERY			
a. Highway (Streets, Alleys, etc.)	31	8	\$2,113
b. Commercial House (Except c, d, f)	32	2	\$350
c. Gas or Service Station	33	2	\$130
d. Convenience Store	34	5	\$614
e. Residence (Anywhere on the Premises)	35	5	\$11,925
f. Bank	36	6	\$8,468
g. Miscellaneous	37	79	\$41,995
TOTAL ROBBERY	30	107	\$65,595
4. ASSAULT (Not Applicable)			
5. BURGLARY - Breaking or Entering			
a. Residence (Dwelling)			
(1) Night (6 P.M. - 6 A.M.)	51	142	\$354,081
(2) Day (6 A.M. - 6 P.M.)	52	93	\$216,996
(3) Unknown	53	68	\$126,891
b. Non-Residence (Store, Office, etc.)			
(1) Night (6 P.M. - 6 A.M.)	54	132	\$102,807
(2) Day (6 A.M. - 6 P.M.)	55	52	\$55,977
(3) Unknown	56	56	\$80,908
TOTAL BURGLARY	50	543	\$937,660
6. LARCENY - Theft (Except Motor Vehicle Theft)			
a. Over \$400	64	827	\$1,779,914
b. \$200 to \$400	61	521	\$148,821
c. \$50 to \$199	62	457	\$49,101
d. Under \$50	63	607	\$6,187
TOTAL LARCENY (Same as Item 6X)	60	2,412	\$1,984,023
7. MOTOR VEHICLE THEFT (Include Alleged Joy Ride)	70	249	\$1,542,690
GRAND TOTAL - All Items	77		\$4,534,388
6x Additional Analysis of Larceny and Motor Vehicle Theft			
6x NATURE OF LARCENIES UNDER ITEM 6			
a. Pocket-picking	81	21	\$26,696
b. Purse-Snatching	82	27	\$9,395
c. Shoplifting	83	205	\$51,078
d. From Motor Vehicles (Except e)	84	950	\$763,208
e. Motor Vehicle Parts & Accessories	85	128	\$34,061
f. Bicycles	86	319	\$203,182
g. From Buildings (Except c and h)	87	257	\$258,977
h. From Any Coin-Operated Machine (Parking Meters, etc.)	88	16	\$13,254
j. All Other	89	489	\$624,172
TOTAL LARCENIES (Same as Item 6)	80	2,412	\$1,984,023
7x MOTOR VEHICLES RECOVERED			
a. Stolen Locally and Recovered Locally	91	177	
b. Stolen Locally and Recovered by Other Jurisdictions	92	24	
c. Total Locally Stolen Motor Vehicles Recovered	90	201	
d. Stolen Out of Town, Recovered Locally	93	45	

PROPERTY BY TYPE AND VALUE

Type of Property		Value of Property Stolen and Recovered In Your Jurisdiction	
		Stolen	Recovered
(A) Currency, Notes, etc.	01	\$622,407	\$1,764
(B) Jewelry and Precious Metals	02	\$316,959	\$24,089
(C) Clothing and Furs	03	\$135,095	\$8,835
(D) Locally Stolen Motor Vehicles	04	\$1,433,614	\$1,207,630
(E) Office Equipment	05	\$355,185	\$74,669
(F) Televisions, Radios, Stereos, etc.	06	\$324,842	\$6,687
(G) Firearms	07	\$4,460	\$850
(H) Household Goods	08	\$0	\$0
(I) Consumable Goods	09	\$6,415	\$2,322
(J) Livestock	10	\$0	\$0
(K) Miscellaneous	11	\$1,543,506	\$64,556
TOTAL:	00	\$4,742,483	\$1,391,402

SANTA CRUZ PD
 155 CENTER ST
 SANTA CRUZ, CA 95060
 Agency and State
 CA0440200
 Agency ID
 56,000
 Population

Month and Year of Report: 1/06 - 12/06


6/12/07


Signature _____ Date _____
 Bonnie Stow Police Records Technician
 Report Prepared by _____ Title _____
 Howard Skerry
 Chief

DOMESTIC VIOLENCE-RELATED CALLS FOR ASSISTANCE

TYPE OF DATA	NUMBER
TOTAL DOMESTIC VIOLENCE CALLS RECEIVED	311
TOTAL CASES INVOLVING WEAPONS	29
<hr/>	
SUBTOTALS	
FIREARM	1
KNIFE OR CUTTING INSTRUMENT	11
OTHER DANGEROUS WEAPON	7
PERSONAL WEAPON (HANDS, FIST, FEET, ETC.)	10

SANTA CRUZ PD
155 CENTER ST
SANTA CRUZ, CA 95060
Agency and State
CA0440200
Agency ID
56000
Population

Month and Year of Report: 1/06 - 12/06


Signature

12/12/07
Date

Bonnie Stow Police Records Technician
Report Prepared by Title

Howard Skerry
Chief

VIOLENT CRIMES COMMITTED AGAINST SENIORS CITIZENS

TYPE OF VIOLENT CRIME	VICTIMS AGE 60 OR OVER
1) HOMICIDE	0
2) FORCIBLE RAPE	0
3) ROBBERY	1
4) AGGRAVATED ASSAULT	15
<hr/>	
5) TOTAL	16

SANTA CRUZ PD
155 CENTER ST
SANTA CRUZ, CA 95060
Agency and State
CA0440200
Agency ID
56,000
Population



Month and Year of Report: 1/06 - 12/06

Signature

Date

6/12/07

Bonnie Stow Police Records Technician

Report Prepared by

Title

Howard Skerry


Chief

YEARLY ARSON OFFENSES

1	2	3	4	5	6	7	8
Property Classification	Offenses reported or known to police	Unfounded, i.e., false or baseless complaints	Number of actual offenses	Total Offenses cleared by arrest or exceptional means	Number of clearances involving only persons under 18 years of age	Offenses where structures uninhabited, abandoned, or not normally in use	Estimated value of property damage
A. Single Occupancy Residential: Houses, Townhouses, Duplexes, etc.	0	0	0	0	0	0	\$0
B. Other Residential: Apartments, Tenements, Flats, Hotels, Motels, Inns, Dormitories, Boarding Houses, etc.	1	0	1	0	0	0	\$55,000
C. Storage: Barns, Garages, Warehouses, etc.	1	0	1	0	0	0	\$1,500
D. Industrial/Manufacturing	0	0	0	0	0	0	\$0
E. Other Commercial: Stores, Restaurants, Offices, etc.	5	0	5	0	0	0	\$16,200
F. Community/Public: Churches, Jails, Schools, Colleges, Hospitals, etc.	5	0	5	0	0	0	\$11,001
G. All Other Structures: Out Buildings, Monuments, Buildings Under Construction, etc.	1	0	1	1	0	0	\$1
TOTAL STRUCTURE	13	0	13	0	0	0	\$83,702
H. Motor Vehicles: Automobiles, Trucks, Buses, Motorcycles, etc. UCR Definition	0	0	0	0	0		\$0
I. Other Mobile Property: Trailers, Recreational Vehicles, Airplanes, Boats, etc.	3	0	3	0	0		\$13,000
TOTAL MOBILE	3	0	3	0	0		\$13,000
J. Total Other: Crops, Timber, Fences, Signs, etc.	16	0	16	2	1		\$2,104
GRAND TOTAL	32	0	32	2	1	0	\$98,806

SANTA CRUZ PD
 155 CENTER ST
 SANTA CRUZ, CA 95060
 Agency and State
 CA0440200
 Agency ID
 56,000
 Population

Month and Year of Report: 1/06 - 12/06


 Signature
 Date: 6/12/07

Bonnie Stow Police Records Technician
 Report Prepared by
 Title
 Howard Skerry
 Chief

LAW ENFORCEMENT OFFICERS KILLED OR ASSAULTED

OFFICERS KILLED

Number of your law enforcement officers killed in the line of duty this year

By felonious act _____

By accident or negligence _____

OFFICERS ASSAULTED (Do not include officers killed.)

TYPE OF ACTIVITY	Type of Weapon					Type of Assignment							Police Assaults Cleared
	Total Assaults by Weapon	Firearm	Knife	Other Dangerous Weapons	Hands, Fists, Feet, etc.	Two Officer Vehicle	One Officer Vehicle		Detective or Special Assign.		Other		
							Alone	Assisted	Alone	Assisted	Alone	Assisted	
A	B	C	D	E	F	G	H	I	J	K	L	M	
1. Responding to "Disturbance"	2	0	0	0	2	1	1	0	0	0	0	0	2
2. Burglaries in Progress	0	0	0	0	0	0	0	0	0	0	0	0	0
3. Robberies in Progress	0	0	0	0	0	0	0	0	0	0	0	0	0
4. Attempting Other Arrests	3	0	0	0	3	1	0	2	0	0	0	0	3
5. Civil Disorder	0	0	0	0	0	0	0	0	0	0	0	0	0
6. Handling Prisoners	6	0	0	0	6	0	3	1	0	0	0	2	6
7. Suspicious Person/Circum.	4	0	0	0	4	0	2	2	0	0	0	0	4
8. Ambush - No Warning	0	0	0	0	0	0	0	0	0	0	0	0	0
9. Mentally Deranged	2	0	0	0	2	0	1	1	0	0	0	0	2
10. Traffic Pursuit	0	0	0	0	0	0	0	0	0	0	0	0	0
11. All Other	2	0	0	2	0	0	0	2	0	3	0	0	0
12. TOTAL (1-11)	19	0	0	2	17	2	7	8	0	3	0	2	17
13. Number with Personal Injury		0	0	0	11								
14. Number without Personal injury		0	0	2	6								
15. Time of Assaults	A.M.	6	0	0	2	1	1						
	P.M.	1	1	3	1	0	3						

12:01 2:00 4:00 6:00 8:00 10:00 12:00


Yearly Hate Crime Report

Agency: Santa Cruz City Police Department

NCIC Number: 4402

Reporting Year: January 2006 – December 2006

There were 14 "Hate Crimes" reported to this department for this year.


Signature and Title

Police Records Technician

(831) 420-5876

Phone

PLEASE RETURN TO:

State of California
Department of Justice
Bureau of Criminal Information and Analysis
Law Enforcement Information Center
P.O. Box 903427
Sacramento, CA 94203-4270

Attn: Bias-Motivated Crime Program