

**PART I CRIMES (ACTUAL OFFENSES)  
DECEMBER 2011**

	DECEMBER		Percent Change	Year to Date		Percent Change
	2010	2011		2010	2011	
Homicide	0	0	0	6	1	-83%
Rape	2	1	-50%	31	24	-23%
Robbery	11	7	-36%	120	113	-6%
Aggravated Assault	31	31	0%	396	343	-13%
Burglary	46	56	22%	495	568	15%
Larceny	186	210	13%	2262	2603	15%
Auto Theft	10	19	90%	180	185	3%
Arson	4	0	-100%	20	12	-40%
Totals:	290	324	12%	3510	3849	10%

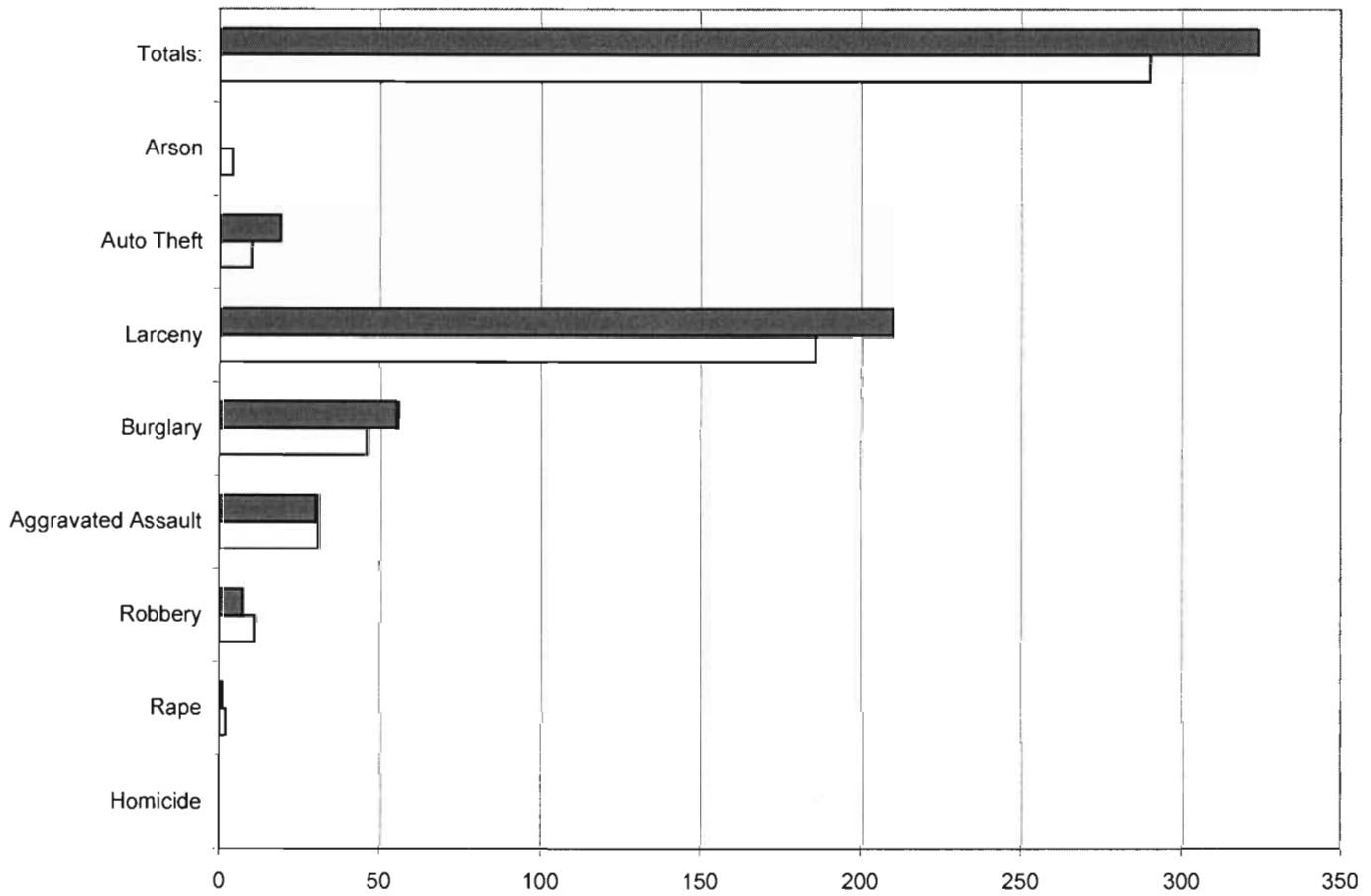
**PART I CRIMES - TWO YEAR COMPARISON**

	JAN 10	JAN 11	FEB 10	FEB 11	MAR 10	MAR 11	APR 10	APR 11	MAY 10	MAY 11	JUN 10	JUN 11
Homicide	3	0	0	0	0	0	1	1	1	0	0	0
Forcible Rape	2	4	2	1	6	1	2	1	1	2	1	2
Robbery	10	9	8	8	12	5	6	12	8	7	10	3
Aggravated Assault	27	32	22	19	40	23	34	25	39	27	30	36
Burglary	29	42	20	45	35	53	27	53	53	60	57	52
Larceny	164	242	120	163	239	224	212	231	204	242	213	147
Auto Theft	11	5	10	9	10	12	17	15	17	19	23	15
Arson	0	0	0	0	3	0	1	1	1	1	4	1
TOTALS:	246	334	182	245	345	318	300	339	324	358	338	256

	JUL 10	JUL 11	AUG 10	AUG 11	SEP 10	SEP 11	OCT 10	OCT 11	NOV 10	NOV 11	DEC 10	DEC 11
Homicide	1	0	0	0	0	0	0	0	0	0	0	0
Forcible Rape	2	1	3	2	1	2	6	4	3	3	2	1
Robbery	10	17	14	15	9	9	11	10	11	11	11	7
Assault	34	38	35	42	42	20	35	28	27	22	31	31
Burglary	70	51	43	44	36	29	43	39	36	44	46	56
Larceny	178	283	210	308	154	180	205	195	177	178	186	210
Auto Theft	14	25	18	14	20	15	13	20	17	17	10	19
Arson	7	4	0	3	0	0	0	1	0	1	4	0
TOTALS:	316	419	323	428	262	255	313	297	271	276	290	324

YEAR TO DATE TOTALS ARE NOT FINALIZED UNTIL THE END OF THE CALENDAR YEAR

## PART I CRIMES COMPARISON CHART DECEMBER 2010 - DECEMBER 2011



	Homicide	Rape	Robbery	Aggravated Assault	Burglary	Larceny	Auto Theft	Arson	Totals:
■ 2011	0	1	7	31	56	210	19	0	324
□ 2010	0	2	11	31	46	186	10	4	290

# MONTHLY REPORT OF OFFENSES KNOWN TO THE POLICE:

## RETURN A

This report is authorized by law Title 28, Section 534, U.S. Code. While you are not required to report, your cooperation in forwarding this report by the seventh day after the close of the month to Uniform Crime Reports, Federal Bureau of Investigation, Washington, D.C. 20535, will assist in compiling comprehensive, accurate national crime figures on a timely basis.

1 Classification of Offenses	2 Offenses Reported or Known to Police	3 Unfounded, i.e., False or Baseless Complaints	4 Number of Actual Offenses	5 Total Offenses Cleared by Arrest or Exceptional Means	6 Number of Clearances Involving Only Persons Under 18 Years of Age
<b>1. CRIMINAL HOMICIDE</b>					
a. Murder and Non-negligent Homicide	11				
b. Manslaughter by Negligence	12				
<b>2. FORCIBLE RAPE TOTAL</b>					
a. Rape by Force	20	2	1		
b. Attempts to Commit Forcible Rape	21	2	1		
<b>3. ROBBERY TOTAL</b>					
a. Firearm	30	7	7	2	
b. Knife or Cutting Instrument	31				
c. Other Dangerous Weapon	32				
d. Strong-Arm (Hands, Fists, Feet, etc.)	33	1	1		
<b>4. ASSAULT TOTAL</b>					
a. Firearm	34	6	6	2	
b. Knife or Cutting Instrument	40	66	66	35	
c. Other Dangerous Weapon	41				
d. Strong-Arm (Hands, Fists, Feet, etc.)	42	1	1	1	
e. Other Assaults - Simple	43	5	5	5	
<b>5. BURGLARY TOTAL</b>					
a. Forcible Entry	44	25	25	15	
b. Unlawful Entry - No Force	45	35	35	14	
c. Attempted Forcible Entry	50	56	56	11	
<b>6. LARCENY - THEFT TOTAL</b>					
a. Forcible Entry	51	12	12	3	
b. Unlawful Entry - No Force	52	43	43	8	
c. Attempted Forcible Entry	53	1	1		
<b>7. MOTOR VEHICLE THEFT TOTAL</b>					
a. Autos	60	210	210	37	1
b. Trucks and Buses	70	19	19	1	
c. Other Vehicles	71	13	13		
	72	2	2	1	
	73	4	4		
<b>GRAND TOTAL</b>	<b>77</b>	<b>360</b>	<b>1</b>	<b>359</b>	<b>86</b>


Checking any of the appropriate blocks below will eliminate your need to submit reports when the values are zero. This will also aid the national program in its quality control efforts.

- |   |   |
|---|---|
| <input checked="" type="checkbox"/> No Supplementary Homicide Report Submitted. | <input type="checkbox"/> No Persons Under 18 Arrested.                  |
| <input type="checkbox"/> No Supplement to Return A Submitted.                   | <input type="checkbox"/> No Persons 18 or Over Arrested.                |
| <input type="checkbox"/> No Law Enforcement Officers Killed or Assaulted.       | <input checked="" type="checkbox"/> No Arson Offenses Occurred.         |
| <input type="checkbox"/> No Violent Crimes Against Seniors.                     | <input type="checkbox"/> No Domestic Violence-Related Calls.            |
| <input type="checkbox"/> No Hate Crimes.  | <input checked="" type="checkbox"/> No Anti-Reproduction Rights Crimes. |

**SANTA CRUZ PD**  
**155 CENTER ST**  
**SANTA CRUZ, CA 95060**  
 Agency and State

**CA0440200**  
 Agency ID  
**56,000**  
 Population

Month and Year of Report: **12/11**

  
 Signature \_\_\_\_\_ Date **12/12**  
**Jacquie Drechsler**  
 Report Prepared by \_\_\_\_\_ Title **Records Supervisor**  
**Kevin Vogel**  
 Chief

**MONTHLY REPORT OF OFFENSES KNOWN TO THE POLICE:  
SUPPLEMENT TO RETURN A**

**PROPERTY STOLEN BY CLASSIFICATION**

CLASSIFICATION		ACTUAL OFFENSES (Column 4, Return A)	VALUE OF PROPERTY STOLEN
<b>1. Murder/Nonnegligent Manslaughter</b>	12		
<b>2. Forcible Rape (Total)</b>	20	1	
<b>3. Robbery</b>			
(a) Highway (Streets, Alleys, etc.)	31		\$65
(b) Commercial House (Except c, d, f)	32		
(c) Gas or Service Station	33		
(d) Convenience Store	34	1	\$6
(e) Residence (Anywhere on the Premises)	35		
(f) Bank	36		
(g) Miscellaneous	37	6	\$590
<b>TOTAL ROBBERY</b>	30	7	\$661
<b>4. Assault (Not Applicable)</b>			
<b>5. Burglary - Breaking or Entering</b>			
(a) Residence (Dwelling)			
(1) Night (6 P.M. - 6 A.M.)	51	8	\$17,053
(2) Day (6 A.M. - 6 P.M.)	52	10	\$48,126
(3) Unknown	53	14	\$33,021
(b) Non-Residence (Store, Office, etc.)			
(1) Night (6 P.M. - 6 A.M.)	54	8	\$4,606
(2) Day (6 A.M. - 6 P.M.)	55	12	\$2,396
(3) Unknown	56	4	\$27,465
<b>TOTAL BURGLARY</b>	50	56	\$132,667
<b>6. Larceny - Theft (Except Motor Vehicle Theft)</b>			
(a) Over \$400	64	82	\$112,542
(b) \$200 to \$400	61	43	\$13,110
(c) \$50 to \$199	62	35	\$4,010
(d) Under \$50	63	50	\$628
<b>TOTAL LARCENY (Same as Item 6X)</b>	60	210	\$130,290
<b>7. Motor Vehicle Theft (Include Alleged Joy Ride)</b>	70	19	\$69,900
<b>GRAND TOTAL - All Items</b>	77		\$333,518
Additional Analysis of Larceny and Motor Vehicle Theft			
<b>6X. Nature of Larcenies Under Item 6</b>			
(a) Pocket-Picking	81	2	\$595
(b) Purse-Snatching	82	2	\$1,400
(c) Shoplifting	83	33	\$897
(d) From Motor Vehicles (Except e)	84	70	\$46,779
(e) Motor Vehicle Parts and Accessories	85	26	\$15,655
(f) Bicycles	86	32	\$29,684
(g) From Buildings (Except c and h)	87	14	\$8,557
(h) From Any Coin-Operated Machine (Parking Meters, etc.)	88		
(i) All Other	89	31	\$26,723
<b>TOTAL LARCENIES (Same as Item 6)</b>	80	210	\$130,290
<b>7X. Motor Vehicles Recovered</b>			
(a) Stolen Locally and Recovered Locally	91	9	
(b) Stolen Locally and Recovered by Other Jurisdictions	92	4	
(c) Total Locally Stolen Motor Vehicles Recovered	90	13	
(d) Stolen Out of Town, Recovered Locally	93		

**MONTHLY REPORT OF OFFENSES KNOWN TO THE POLICE:  
SUPPLEMENT TO RETURN A**

**PROPERTY BY TYPE AND VALUE**

Type of Property		Value of Property Stolen and Recovered In Your Jurisdiction	
		Stolen	Recovered
(A) Currency, Notes, etc.	01	\$16,098	
(B) Jewelry and Precious Metals	02	\$16,560	
(C) Clothing and Furs	03	\$21,869	\$4,443
(D) Locally Stolen Motor Vehicles	04	\$72,300	\$46,400
(E) Office Equipment	05	\$42,695	\$2,739
(F) Televisions, Radios, Stereos, etc.	06	\$11,579	\$450
(G) Firearms	07		
(H) Household Goods	08		
(I) Consumable Goods	09	\$751	\$657
(J) Livestock	10		
(K) Miscellaneous	11	\$151,666	\$4,750
<b>TOTAL</b>	<b>00</b>	<b>\$333,518</b>	<b>\$59,439</b>


NOTE: Total of column (2) should agree with grand total (DATA ENTRY 77) shown on page 2. In column (3) include all property recovered even though stolen in prior months. The above is an accounting for only that property stolen in your jurisdiction. This will include property recovered for you by other jurisdictions but not property you recover for them.

SANTA CRUZ PD  
155 CENTER ST  
SANTA CRUZ, CA 95060  
Agency and State

CA0440200  
Agency ID

56,000  
Population

Month and Year of Report: 12/11

Signature  Date 11/9/12  
Report Prepared by **Jacqui Drechsler** Title **Records Supervisor**  
**Kevin Vogel**  
Chief

**MONTHLY REPORT OF OFFENSES KNOWN TO THE POLICE:  
VIOLENT CRIMES COMMITTED AGAINST SENIOR CITIZENS**  
In accordance with Senate concurrent resolution no. 64

---


<u>TYPE OF VIOLENT CRIME</u>	<u>VICTIMS AGE 60 OR OVER</u>
1) HOMICIDE	
2) FORCIBLE RAPE	
3) ROBBERY	<b>1</b>
4) AGGRAVATED ASSAULT	<b>1</b>
<hr/>	
5) TOTAL	<b>2</b>

**SANTA CRUZ PD**  
155 CENTER ST  
SANTA CRUZ, CA 95060  
Agency and State

**CA0440200**  
Agency ID

**56,000**  
Population

Month and Year of Report: **12/11**

Signature  1/9/12 Date  
**Jacqui Drechsler** Reports Supervisor Title  
Report Prepared by  
**Kevin Vogel**  
Chief

**MONTHLY REPORT OF OFFENSES KNOWN TO THE POLICE:  
 DOMESTIC VIOLENCE-RELATED CALLS FOR ASSISTANCE  
 California Penal Code (PC) Section 13730 (a)**

---


TYPE OF DATA	NUMBER
TOTAL DOMESTIC VIOLENCE CALLS RECEIVED	20
TOTAL CASES INVOLVING WEAPONS	3
<b>SUBTOTALS</b>	
FIREARM	
KNIFE OR CUTTING INSTRUMENT	1
OTHER DANGEROUS WEAPON	2
PERSONAL WEAPON (HANDS, FIST, FEET, ETC.)	

**SANTA CRUZ PD**  
**155 CENTER ST**  
**SANTA CRUZ, CA 95060**  
 Agency and State

**CA0440200**  
 Agency ID

**56,000**  
 Population

Month and Year of Report: **12/11**

Signature  Date 1/9/12

**Jacqui Drechsler** Records Supervisor  
 Report Prepared by Title

**Kevin Vogel**  
 Chief

**MONTHLY REPORT OF OFFENSES KNOWN TO THE POLICE:  
HATE CRIMES**

---

There was 1 case involving Hate Crimes for this compile period.


Case #s  
**11S-10707**

---

**SANTA CRUZ PD**  
**155 CENTER ST**  
**SANTA CRUZ, CA 95060**  
Agency and State

**CA0440200**  
Agency ID  
**56,000**  
Population

Month and Year of Report: **12/11**

  
Signature \_\_\_\_\_ Date \_\_\_\_\_  
**Jacqui Drechsler** *Records Supervisor*  
Report Prepared by \_\_\_\_\_ Title \_\_\_\_\_  
**Kevin Vogel**  
Chief



# LAW ENFORCEMENT OFFICERS KILLED OR ASSAULTED

It is requested this report be completed and transmitted with monthly crime reports to: Director, Federal Bureau of Investigation, Uniform Crime Reports, Washington, D.C. 20535. This form should be used to report the number of your officers who were assaulted or killed in the line of duty during the month. Additional information concerning officers killed will be requested by a separate questionnaire.

## OFFICERS KILLED

Number of your law enforcement officers killed in the line of duty this month

By felonious act \_\_\_\_\_

By accident or negligence \_\_\_\_\_

## OFFICERS ASSAULTED (Do not include officers killed.)

Type of Activity	Type of Weapon					Type of Assignment						Police Assaults Cleared			
	Total Assaults by Weapon		Other Dangerous Knife	Hands, Fists, Feet, etc.	Two Officer Vehicle	One Officer Vehicle		Detective or Special Assign.		Other					
	A	B				C	D	E	F	G	H		I	J	K
1. Responding to "Disturbance"															
2. Burglaries in Progress	1				1		1								1
3. Robberies in Progress															
4. Attempting Other Arrests															
5. Civil Disorder															
6. Handling Prisoners	1				1			1							1
7. Suspicious Person/Circum.	1			1				1							1
8. Ambush - No Warning															
9. Mentally Deranged															
10. Traffic Pursuits															
11. All Other															
12. TOTAL (1-11)	3			1	2		1	2							3
13. Number With Personal Injury				1											
14. Number Without Personal Injury					2										
15. Time of Assaults	A.M.			1											
	P.M.		1	1											

12:01 2:00 4:00 6:00 8:00 10:00 12:00

SANTA CRUZ PD  
155 CENTER ST  
SANTA CRUZ, CA 95060  
Agency and State

CA0440200  
Agency ID

56,000  
Population

Month and Year of Report: 12/11

Signature

Date

Jacqui Drechsler

1/9/12  
Rends Supervisor

Report Prepared by

Title

Kevin Vogel

Chief

APDC (Rev. 06/16/06) Print Date: 01/09/2012

MONTHLY REPORT OF  
**ANTI-REPRODUCTIVE RIGHTS CRIMES (ARRC)**  
SUMMARY WORKSHEET

AGENCY <b>SANTA CRUZ PD</b>	
NCIC NUMBER <b>CA0440200</b>	REPORTING MONTH/YEAR <b>12/2011</b>
<input type="checkbox"/> THERE WERE ___ ARRCs REPORTED TO THIS DEPARTMENT FOR THIS MONTH (Attach Data Collection Worksheets)	
<input checked="" type="checkbox"/> THERE WERE NO ARRCs REPORTED TO THIS DEPARTMENT FOR THIS MONTH	
PREPARER'S NAME <b>Jacqui Drechsler</b>	TELEPHONE NUMBER <b>(831) 420-5874</b>
SUBMIT THIS SUMMARY SHEET WITH THE ARRC DATA COLLECTION WORKSHEET(S), IF ANY, TO  State of California Department of Justice CRIMINAL JUSTICE STATISTICS CENTER P.O. Box 903427 Sacramento, CA 94203-4270  <b>ATTN: Anti-Reproductive Rights Crimes</b>	

**Purpose:**

It is the intent of the Department of Justice to:

- \* Collect data on all crimes relating to violations of the Reproductive Rights Law Enforcement Act.
- \* Collect data on the threatened commission of anti-reproductive rights crimes and persons suspected of committing these crimes or making these threats.
- \*Distinguish between crimes of violence and non-violence.

**INSTRUCTIONS FOR COMPLETION:**

**SUBMIT ANTI-REPRODUCTIVE RIGHTS CRIMES (ARRC) AS DEFINED IN PENAL CODE SECTION 13776 (A). SEE REVERSE OF THIS FORM FOR PENAL CODE STATUTES TO BE USED WHEN COMPLETING THIS FORM.**

**NOTE:** It is the purpose of this legislation to collect data on any crime committed partly or wholly because the victim is a reproductive health services client, provider, or assistant, or a crime that is partly or wholly intended to intimidate the victim, or any other person or entity, or any class of persons or entities from becoming or remaining a reproductive health services client, provider or assistant.

**Requirement:**

This form should be submitted monthly whether or not an ARRC occurred.

**Frequency:**

Submit monthly, by the 10th working day for the preceding month (for example, July data should be submitted by the 10th working day in August).

**Reporting # of ARRCs:**

If there are ARRCs to be reported by your agency, check the first box and enter the total number of ARRCs for the reporting month. Attach Data Collection Worksheets for each ARRC report.

If there were no ARRCs to report, check the second box and submit the Summary Worksheet only.