

**PART I CRIMES (ACTUAL OFFENSES)
DECEMBER 2012**

	DECEMBER		Percent Change	Year to Date		Percent Change
	2011	2012		2011	2012	
Homicide	0	0	0	1	3	200%
Rape	1	1	0%	24	33	38%
Robbery	7	10	43%	113	83	-27%
Aggravated Assault	31	22	-29%	343	313	-9%
Burglary	56	45	-20%	568	527	-7%
Larceny	210	193	-8%	2603	2792	7%
Auto Theft	19	22	16%	185	264	43%
Arson	0	1	100%	12	21	75%
Totals:	324	294	-9%	3849	4036	5%

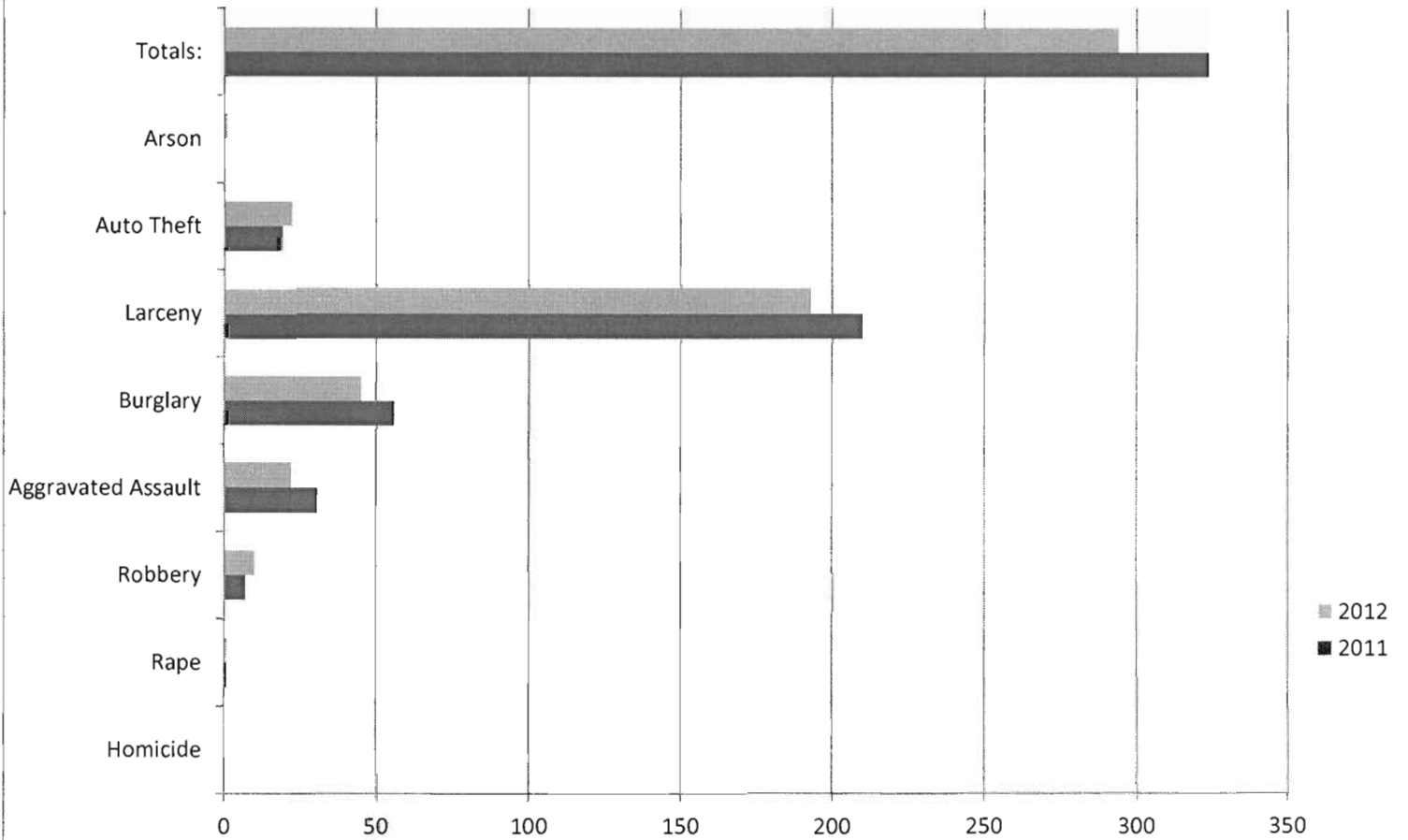
PART I CRIMES - TWO YEAR COMPARISON

	JAN 11	JAN 12	FEB 11	FEB 12	MAR 11	MAR 12	APR 11	APR 12	MAY 11	MAY 12	JUN 11	JUN 12
Homicide	0	0	0	0	0	0	1	0	0	1	0	0
Forcible Rape	4	2	1	5	1	2	1	0	2	3	2	5
Robbery	9	6	8	6	5	8	12	7	7	4	3	4
Aggravated Assault	32	25	19	31	23	20	25	24	27	38	36	34
Burglary	42	50	45	32	53	41	53	35	60	46	52	59
Larceny	242	280	163	181	224	185	231	204	242	237	147	272
Auto Theft	5	10	9	19	12	13	15	12	19	29	15	29
Arson	0	2	0	2	0	0	1	0	1	4	1	0
TOTALS:	334	375	245	276	318	269	339	282	358	362	256	403

	JUL 11	JUL 12	AUG 11	AUG 12	SEP 11	SEP 12	OCT 11	OCT 12	NOV 11	NOV 12	DEC 11	DEC 12
Homicide	0	0	0	1	0	0	0	0	0	1	0	0
Forcible Rape	1	5	2	4	2	0	4	3	3	3	1	1
Robbery	17	10	15	10	9	4	10	8	11	6	7	10
Assault	38	28	42	26	20	26	28	23	22	16	31	22
Burglary	51	67	44	48	29	34	39	32	44	38	56	45
Larceny	283	288	308	273	180	249	195	184	178	246	210	193
Auto Theft	25	26	14	33	15	25	20	22	17	24	19	22
Arson	4	1	3	2	0	3	1	5	1	1	0	1
TOTALS:	419	425	428	397	255	341	297	277	276	335	324	294

YEAR TO DATE TOTALS ARE NOT FINALIZED UNTIL THE END OF THE CALENDAR YEAR

PART I CRIMES COMPARISON CHART DECEMBER 2011 - DECEMBER 2012



	Homicide	Rape	Robbery	Aggravated Assault	Burglary	Larceny	Auto Theft	Arson	Totals:
■ 2012	0	1	10	22	45	193	22	1	294
■ 2011	0	1	7	31	56	210	19	0	324

MONTHLY REPORT OF OFFENSES KNOWN TO THE POLICE:

RETURN A

This report is authorized by law Title 28, Section 534, U.S. Code. While you are not required to report, your cooperation in forwarding this report by the seventh day after the close of the month to Uniform Crime Reports, Federal Bureau of Investigation, Washington, D.C. 20535, will assist in compiling comprehensive, accurate national crime figures on a timely basis.

1 Classification of Offenses	2 Offenses Reported or Known to Police	3 Unfounded, i.e., False or Baseless Complaints	4 Number of Actual	5 Total Offenses Cleared by Arrest or Exceptional Means	6 Number of Clearances Involving Only Persons Under
1. CRIMINAL HOMICIDE					
a. Murder and Non-negligent Homicide	11				
b. Manslaughter by Negligence	12				
2. FORCIBLE RAPE TOTAL					
a. Rape by Force	20	1	1		
b. Attempts to Commit Forcible Rape	21				
	22	1	1		
3. ROBBERY TOTAL					
a. Firearm	30	10	10	1	
b. Knife or Cutting Instrument	31	2	2		
c. Other Dangerous Weapon	32	1	1		
d. Strong-Arm (Hands, Fists, Feet, etc.)	33	2	2		
	34	5	5	1	
4. ASSAULT TOTAL					
a. Firearm	40	56	56	37	
b. Knife or Cutting Instrument	41				
c. Other Dangerous Weapon	42	6	6	5	
d. Strong-Arm (Hands, Fists, Feet, etc.)	43	2	2	1	
e. Other Assaults - Simple	44	14	14	12	
	45	34	34	19	
5. BURGLARY TOTAL					
a. Forcible Entry	50	45	45	5	
b. Unlawful Entry - No Force	51	18	18	2	
c. Attempted Forcible Entry	52	23	23	1	
	53	4	4	2	
6. LARCENY - THEFT TOTAL					
	60	193	193	51	1
7. MOTOR VEHICLE THEFT TOTAL					
a. Autos	70	22	22	4	1
b. Trucks and Buses	71	19	19	4	1
c. Other Vehicles	72	2	2		
	73	1	1		
GRAND TOTAL	77	327	327	98	2

Checking any of the appropriate blocks below will eliminate your need to submit reports when the values are zero.


- No Supplementary Homicide Report Submitted.
- No Supplement to Return A Submitted.
- No Law Enforcement Officers Killed or Assaulted.
- No Violent Crimes Against Seniors.
- No Hate Crimes.
- No Persons Under 18 Arrested.
- No Persons 18 or Over Arrested.
- No Arson Offenses Occurred.
- No Domestic Violence-Related Calls.
- No Anti-Reproduction Rights Crimes.

SANTA CRUZ PD
155 CENTER ST
SANTA CRUZ, CA 95060
Agency and State

CA0440200
Agency ID

56,000
Population

Month and Year of Report: 12/12

Signature  Date 1/9/13
Report Prepared by Jacquie Drechsler, Records Supervisor Title
Kevin Vogel
Chief

**MONTHLY REPORT OF OFFENSES KNOWN TO THE POLICE:
SUPPLEMENT TO RETURN A**

PROPERTY STOLEN BY CLASSIFICATION

CLASSIFICATION		ACTUAL OFFENSES (Column 4, Return A)	VALUE OF PROPERTY STOLEN
1. Murder/Nonnegligent Manslaughter	12		
2. Forcible Rape (Total)	20	1	
3. Robbery			
(a) Highway (Streets, Alleys, etc.)	31		
(b) Commercial House (Except c, d, f)	32		
(c) Gas or Service Station	33		
(d) Convenience Store	34	2	\$900
(e) Residence (Anywhere on the Premises)	35		
(f) Bank	36		
(g) Miscellaneous	37	8	\$14,052
TOTAL ROBBERY	30	10	\$14,952
4. Assault (Not Applicable)			
5. Burglary - Breaking or Entering			
(a) Residence (Dwelling)			
(1) Night (6 P.M. - 6 A.M.)	51	12	\$40,045
(2) Day (6 A.M. - 6 P.M.)	52	6	\$18,435
(3) Unknown	53	13	\$43,894
(b) Non-Residence (Store, Office, etc.)			
(1) Night (6 P.M. - 6 A.M.)	54	9	\$6,197
(2) Day (6 A.M. - 6 P.M.)	55	2	\$1,310
(3) Unknown	56	3	\$321,698
TOTAL BURGLARY	50	45	\$431,579
6. Larceny - Theft (Except Motor Vehicle Theft)			
(a) Over \$400	64	68	\$81,632
(b) \$200 to \$400	61	28	\$8,180
(c) \$50 to \$199	62	38	\$4,160
(d) Under \$50	63	59	\$884
TOTAL LARCENY (Same as Item 6X)	60	193	\$94,856
7. Motor Vehicle Theft (Include Alleged Joy Ride)	70	22	\$139,913
GRAND TOTAL - All Items	77		\$681,300
Additional Analysis of Larceny and Motor Vehicle Theft			
6X. Nature of Larcenies Under Item 6			
(a) Pocket-Picking	81	1	\$1,850
(b) Purse-Snatching	82	1	\$100
(c) Shoplifting	83	44	\$3,123
(d) From Motor Vehicles (Except e)	84	54	\$41,064
(e) Motor Vehicle Parts and Accessories	85	8	\$1,825
(f) Bicycles	86	29	\$23,697
(g) From Buildings (Except c and h)	87	19	\$11,971
(h) From Any Coin-Operated Machine (Parking Meters, etc.)	88		
(i) All Other	89	37	\$11,226
TOTAL LARCENIES (Same as Item 6)	80	193	\$94,856
7X. Motor Vehicles Recovered			
(a) Stolen Locally and Recovered Locally	91	16	
(b) Stolen Locally and Recovered by Other Jurisdictions	92	2	
(c) Total Locally Stolen Motor Vehicles Recovered	90	18	
(d) Stolen Out of Town, Recovered Locally	93	7	

**MONTHLY REPORT OF OFFENSES KNOWN TO THE
POLICE:**


PROPERTY BY TYPE AND VALUE

Type of Property		Value of Property Stolen and Recovered In Your Jurisdiction	
		Stolen	Recovered
(A) Currency, Notes, etc.	01	\$3,528	\$110
(B) Jewelry and Precious Metals	02	\$30,128	\$1,301
(C) Clothing and Furs	03	\$11,682	\$961
(D) Locally Stolen Motor Vehicles	04	\$151,703	\$125,703
(E) Office Equipment	05	\$40,762	\$2,749
(F) Televisions, Radios, Stereos, etc.	06	\$18,762	\$257
(G) Firearms	07		
(H) Household Goods	08		
(I) Consumable Goods	09	\$10,928	\$177
(J) Livestock	10		
(K) Miscellaneous	11	\$413,807	\$8,579
TOTAL	00	\$681,300	\$139,837

NOTE: Total of column (2) should agree with grand total (DATA ENTRY 77) shown on page 2. In column (3) include all property recovered even though stolen in prior months. The above is an accounting for only that property stolen in your jurisdiction. This will include property recovered for you by other jurisdictions but not property you recover for them.

SANTA CRUZ PD
155 CENTER ST
SANTA CRUZ, CA 95060
Agency and State
CA0440200
Agency ID
56,000
Population

Month and Year of Report: 12/12

Signature  Date 1/9/13
Jacqui Drechsler Reports Supervisor
Report Prepared by Kevin Vogel Title
Chief

MONTHLY REPORT OF OFFENSES KNOWN TO THE POLICE:

ARSON OFFENSES

This report is authorized by law Title 28, Section 534, United States Code, and the enactment of the fiscal year 1979, Department of Justice Authorization Bill S. 3151. While you are not required to respond, your cooperation in using this form to report all incidents of arson which become known to your department during the month will assist the FBI in compiling comprehensive, accurate data on

1 Property Classification	2 Offenses reported or known to police	3 Unfounded, i.e., false or baseless complaints	4 Number of actual offenses	5 Total offenses cleared by arrest or exceptional means	6 Number of clearances involving only persons under 18 years of age	7 Offenses where structures uninhabited, abandoned, or not normally in use	8 Estimated value of property damage
A. Single Occupancy Residential: Houses, Townhouses,							
B. Other Residential: Apartments, Tenements, Flats, Hotels, Motels, Inns, Dormitories, Boarding Houses, etc.							
C. Storage: Barns, Garages, Warehouses, etc.							
D. Industrial/Manufacturing							
E. Other Commercial: Stores, Restaurants, Offices, etc.	1		1	1			\$400
F. Community/Public: Churches, Jails, Schools, Colleges,							
G. All Other Structures: Out Buildings, Monuments, Buildings Under Construction, etc.							
TOTAL STRUCTURE	1		1	1			\$400
H. Motor Vehicles: Automobiles, Trucks, Buses, Motorcycles, etc.							
I. Other Mobile Property: Trailers, Recreational Vehicles, Airplanes, Boats, etc.							
TOTAL MOBILE							
J. Total Other: Crops, Timber, Fences, Signs, etc.							
GRAND TOTAL	1		1	1			\$400

SANTA CRUZ PD
 155 CENTER ST
 SANTA CRUZ, CA 95060
 Agency and State
 CA0440200
 Agency ID
 56,000
 Population

Month and Year of Report: 12/12

Signature: *Jacqui Drechsler* Date: 1/9/13
 Report Prepared by: *Kevin Vogel* Title: *Records Supervisor*
 Chief

**MONTHLY REPORT OF OFFENSES KNOWN TO THE POLICE:
VIOLENT CRIMES COMMITTED AGAINST SENIOR CITIZENS**

In accordance with Senate concurrent resolution no. 64

<u>TYPE OF VIOLENT CRIME</u>	<u>VICTIMS AGE 60 OR OVER</u>
1) HOMICIDE	
2) FORCIBLE RAPE	
3) ROBBERY	1
4) AGGRAVATED ASSAULT	2
<hr/>	
5) TOTAL	3

SANTA CRUZ PD
155 CENTER ST
SANTA CRUZ, CA 95060

Agency and State

CA0440200

Agency ID

56,000

Population

Month and Year of Report: 12/12

Signature

Date

Jacqui Drechsler

Report Prepared by

Kevin Vogel

Chief

Reeds Supervisor


Title

**MONTHLY REPORT OF OFFENSES KNOWN TO THE POLICE:
DOMESTIC VIOLENCE-RELATED CALLS FOR ASSISTANCE
California Penal Code (PC) Section 13730 (a)**

TYPE OF DATA	NUMBER
TOTAL DOMESTIC VIOLENCE CALLS RECEIVED	17
TOTAL CASES INVOLVING WEAPONS	3
<hr/>	
SUBTOTALS	
<hr/>	
FIREARM	
KNIFE OR CUTTING INSTRUMENT	
OTHER DANGEROUS WEAPON	2
PERSONAL WEAPON (HANDS, FIST, FEET, ETC.)	1

SANTA CRUZ PD
155 CENTER ST
SANTA CRUZ, CA 95060
Agency and State
CA0440200
Agency ID
56,000
Population

Month and Year of Report: 12/12


Signature _____ Date 1/9/13
Jacqui Drechsler
Report Prepared by _____ Title
Kevin Vogel
Chief

**MONTHLY REPORT OF OFFENSES KNOWN TO THE
POLICE:**

There were 2 cases involving Hate Crimes for this compile period.

Case #s

12S-10982

12S-11075

SANTA CRUZ PD
155 CENTER ST
SANTA CRUZ, CA 95060
Agency and State

CA0440200
Agency ID

56,000
Population

Month and Year of Report: 12/12

Signature

Date

Jacqui Drechsler

Report Prepared by

Kevin Vogel

Chief

Kevin Vogel

Title

LAW ENFORCEMENT OFFICERS KILLED OR ASSAULTED

It is requested this report be completed and transmitted with monthly crime reports to: Director, Federal Bureau of Investigation, Uniform Crime Reports, Washington, D.C. 20535. This form should be used to report the number of your officers who were assaulted or killed in the line of duty during the month. Additional information concerning officers killed will be requested by a separate

OFFICERS KILLED	
Number of your law enforcement officers killed in the line of duty this month	By felonious act _____
	By accident or negligence _____

OFFICERS ASSAULTED (Do not include officers killed.)

Type of Activity	Type of Weapon					Type of Assignment								Police Assaults Cleared
	Total Assaults by Weapon	Firearm	Knife	Other Dangerous Weapons	Hands, Fists, Feet,	Two Officer Vehicle	One Officer Vehicle	Detective or Special Assign.		Other		M		
	A	B	C	D	E	F	G	H	I	J	K		L	
1. Responding to "Disturbance"														
2. Burglaries in Progress														
3. Robberies in Progress														
4. Attempting Other Arrests														
5. Civil Disorder														
6. Handling Prisoners	2				2			2						2
7. Suspicious Person/Circum.														
8. Ambush - No Warning														
9. Mentally Deranged														
10. Traffic Pursuits														
11. All Other														
12. TOTAL (1-11)	2				2			2						2
13. Number With Personal Injury														
14. Number Without Personal Injury					2									
15. Time of Assaults	A.M.													
	P.M.		1		1									

12:01 2:00 4:00 6:00 8:00 10:00 12:00

SANTA CRUZ PD
155 CENTER ST
SANTA CRUZ, CA 95060
Agency and State

CA0440200
Agency ID

56,000
Population

Month and Year of Report: 12/12

Signature [Signature] Date 1/9/13
Jacqui Drechsler Records Supervisor
 Report Prepared by Title
Kevin Vogel
 Chief

MONTHLY REPORT OF
ANTI-REPRODUCTIVE RIGHTS CRIMES (ARRC)
SUMMARY WORKSHEET

AGENCY SANTA CRUZ PD	
NCIC NUMBER CA0440200	REPORTING MONTH/YEAR 12/2012
<input type="checkbox"/> THERE WERE ___ ARRCs REPORTED TO THIS DEPARTMENT FOR THIS MONTH (Attach Data Collection Worksheets) <input checked="" type="checkbox"/> THERE WERE NO ARRCs REPORTED TO THIS DEPARTMENT FOR THIS MONTH	
PREPARER'S NAME Jacqui Drechsler	TELEPHONE NUMBER (831) 420-5874
SUBMIT THIS SUMMARY SHEET WITH THE ARRC DATA COLLECTION WORKSHEET(S), IF ANY, TO <div style="text-align: center;"> State of California Department of Justice CRIMINAL JUSTICE STATISTICS CENTER P.O. Box 903427 Sacramento, CA 94203-4270 ATTN: Anti-Reproductive Rights Crimes </div>	

Purpose:

It is the intent of the Department of Justice to:

- * Collect data on all crimes relating to violations of the Reproductive Rights Law Enforcement Act.
- * Collect data on the threatened commission of anti-reproductive rights crimes and persons suspected of committing these crimes or making these threats.
- *Distinguish between crimes of violence and non-violence.

INSTRUCTIONS FOR COMPLETION:

SUBMIT ANTI-REPRODUCTIVE RIGHTS CRIMES (ARRC) AS DEFINED IN PENAL CODE SECTION 13776 (A). SEE REVERSE OF THIS FORM FOR PENAL CODE STATUTES TO BE USED WHEN COMPLETING THIS FORM.

NOTE: It is the purpose of this legislation to collect data on any crime committed partly or wholly because the victim is a reproductive health services client, provider, or assistant, or a crime that is partly or wholly intended to intimidate the victim, or any other person or entity, or any class of persons or entities from becoming or remaining a reproductive health services client, provider or assistant.

Requirement:

This form should be submitted monthly whether or not an ARRC occurred.

Frequency:

Submit monthly, by the 10th working day for the preceding month (for example, July data should be submitted by the 10th working day in August).

Reporting # of ARRCs:

If there are ARRCs to be reported by your agency, check the first box and enter the total number of ARRCs for the reporting month. Attach Data Collection Worksheets for each ARRC report.

If there were no ARRCs to report, check the second box and submit the Summary Worksheet only.